

M8 male 0° A-cod. snap-in with cable

PUR 3x0.25 bk UL/CSA+robot+drag ch. 1.5m

Male straight

M8 (Snap In), 3-pole
with cable sleeves

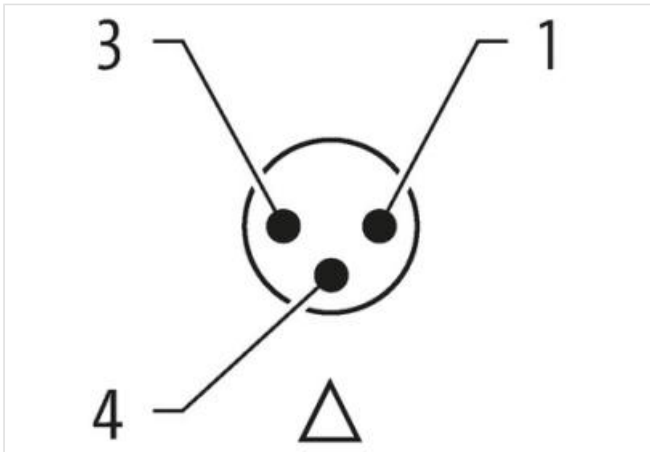

Plastic housings with good resistance against chemicals and oils.

The resistance to aggressive media should be individually tested for your application. Further details on request.

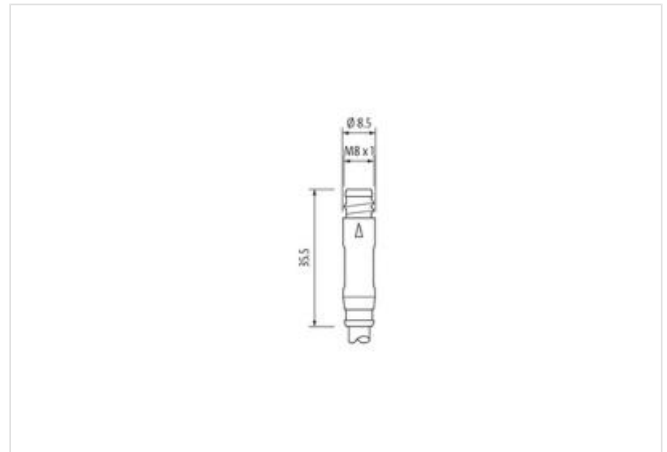
Further cable lengths on request.

[Link til artikel](#)

Billeder



Produktet kan afvige fra billedet



Cable length 1,5 m

Side 1

Mounting method inserted

| | |
|---|----------|
| Family construction form | M8 |
| suitable for corrugated tube (internal Ø) | 6,5 mm |
| Cable outlet | straight |
| Coding | A |
| Material | PUR |
| No. of poles | 3 |
| Degree of protection (EN IEC 60529) | IP65 |

Side 2

| | |
|---------------------------|----------------|
| Stripping length (jacket) | 20 mm |
| Family construction form | free cable end |

Electrical data | Supply

| | |
|------------------------------------|------|
| Operating voltage AC max. | 50 V |
| Operating voltage DC max. | 60 V |
| Operating voltage AC (UL-listed) | 30 V |
| Operating voltage DC (UL-listed) | 30 V |
| Current operating per contact max. | 4 A |

Installation | Connection

| | |
|---------------------------|--------|
| Stripping length (jacket) | 20 mm |
| Mounting set | M8 x 1 |

Device protection | Electrical

| | |
|--|------------------|
| Additional condition protection degree | inserted, locked |
| Pollution Degree | 3 |
| Rated surge voltage | 1,5 kV |
| Material group (IEC 60664-1) | I |

Mechanical data | Material data

| | |
|---------------------------|---------------|
| Coating of fitting | nickel plated |
| Material screw connection | Brass |

Mechanical data | Mounting data

| | |
|--------------------|---------|
| Looking techniques | Snap In |
|--------------------|---------|

Environmental characteristics | Climatic

| | |
|--|----------------------------|
| Operating temperature min. | -25 °C |
| Operating temperature max. | 85 °C |
| Additional condition temperature range | depending on cable quality |

Important installation notes

| | |
|------------------------|---|
| Note on strain relief | Protect the connectors by suitable measures from mechanical loads, e.g. by the usage of cable ties. |
| Note on bending radius | Attention: Observe the permissible bending radii when laying cables, as the IP protection class can be endangered by excessive bending forces. |

Conformity

| | |
|------------------|-------------------------|
| Product standard | DIN EN 61076-2-104 (M8) |
|------------------|-------------------------|

Installation | Cable

| | |
|----------------------|--------------------|
| wire arrangement | brown, black, blue |
| Cable identification | 650 |
| Cable Type | 5 |
| Jacket Color | black |
| Type of Certificate | cURus |
| Amount stranding | 1 |
| Stranding | 3 wires twisted |
| wire arrangement | brown, black, blue |
| Cable weight | 26,4 g/m |
| Material jacket | PUR |

| | |
|---|--|
| Shore hardness jacket | 58 ± 3 Shore D |
| Freedom from ingredients (jacket) | lead-free, cadmium-free, CFC-free, halogen-free, silicone-free |
| Outer-diameter (jacket) | 4,3 mm |
| Tolerance outer diameter (sheath) | ± 5 % |
| Material wire insulation | PP |
| Amount wires | 3 |
| Outer diameter insulation | 1,25 mm |
| Outer diameter tolerance core insulation | ± 5 % |
| Shore hardness wire insulation | 74 ± 3 Shore D |
| Ingredient freeness wire insulation | lead-free, cadmium-free, CFC-free, halogen-free, silicone-free |
| Amount strands (wire) | 32 |
| Diameter of single wires | 0,1 mm |
| Conductor crosssection (wire) | 0,25 mm ² |
| Material conductor wire | Stranded copper wire, bare |
| Conductor type (wire) | strand class 6 |
| Nominal voltage AC max. | 300 V |
| Current load capacity (standard) | to DIN VDE 0298-4 |
| Current load capacity min. wire | 4,5 A |
| Electrical resistance line constant wire | 79 Ω/km @ 20 °C |
| AC withstand voltage (wire - wire) | 2,5 kV @ 60 s |
| Power frequency withstand voltage (wire - jacket) | 2,5 kV @ 60 s |
| Min. operating temperature (static) | -40 °C |
| Max. operating temperature (fixed) | 80 °C / 90 °C @ 10000 h Operation |
| Operating temperature min. (dynamic) | -25 °C |
| Operating temperature max. (dynamic) | 80 °C / 90 °C @ 10000 h Operation |
| UV resistance | DIN EN ISO 4892-2 A |
| Flame resistance | IEC 60332-2-2 UL 1581 § 1100 FT2 UL 1581 § 1090 |
| chemical resistance | Good, application-related testing |
| Gasoline resistance | Good, application-related testing |
| Oil resistance | DIN EN 60811-404 Good, application-related testing |
| Bending radius (fixed) | 5 x Outer diameter |
| Bending radius (dynamic) | 10 x Outer diameter |
| No. of bending cycles (C-track) | 10 Mio. @ 25 °C |
| Traversing distance (C-track) | 5 m @ 25 °C horizontal |
| Travel speed (C-track) | 3,3 m/s @ 25 °C |
| No. of torsion cycles | 1 Mio. |
| Torsion stress | ± 360 °/m |
| Torsion speed | 35 cycles/min |
| Commercial data | |
| customs tariff number | 85444290 |
| Pakke-enhed | 1 |