

**M12 male 0° / M12 male 90° D-cod. shielded**

PUR 1x4xAWG22 shielded gn UL/CSA+drag ch. 45m

Product fulfills requirements according to UN/ECE R118

Ethernet CAT5

Male 90° – male straight

M12 – M12, 4-pole

D-coded

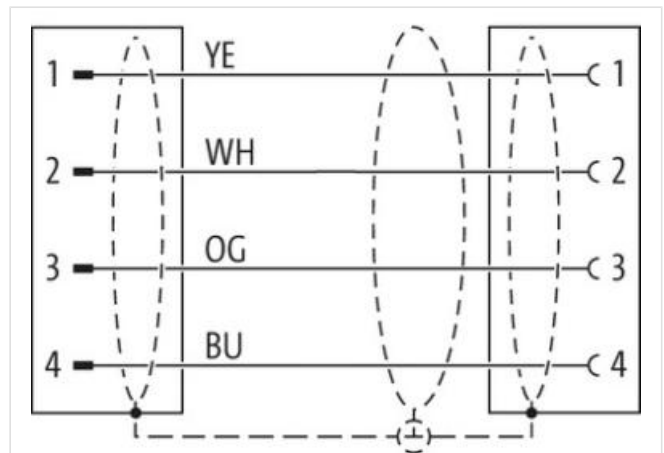

shielded

Transmission properties with channel transmission up to 100 m

Further cable lengths on request.


Plastic housings with good resistance against chemicals and oils.

The resistance to aggressive media should be individually tested for your application. Further details on request.

[Link to Product](#)**Illustration**



Product may differ from Image



|                                 |               |
|---------------------------------|---------------|
| Cable length                    | 45 m          |
| <b>Side 1</b>                   |               |
| Tightening torque               | 0,6 Nm        |
| Family construction form        | M12           |
| Thread                          | M12 x 1       |
| Coding                          | D             |
| Material                        | PUR           |
| Width across flats              | SW13          |
| <b>Side 2</b>                   |               |
| Tightening torque               | 0,6 Nm        |
| Family construction form        | M12           |
| Thread                          | M12 x 1       |
| Coding                          | D             |
| Material                        | PUR           |
| <b>Commercial data</b>          |               |
| ECLASS-6.0                      | 27061801      |
| ECLASS-6.1                      | 27060307      |
| ECLASS-7.0                      | 27060307      |
| ECLASS-8.0                      | 27060307      |
| ECLASS-9.0                      | 27060307      |
| ECLASS-10.1                     | 27060307      |
| ECLASS-11.1                     | 27060307      |
| ECLASS-12.0                     | 27060307      |
| ETIM-5.0                        | EC001855      |
| customs tariff number           | 85444290      |
| GTIN                            | 4048879749862 |
| Packaging unit                  | 1             |
| <b>Electrical data   Supply</b> |               |

The information in this Product-PDF has been compiled with the utmost care. Liability for the correctness completeness and topicality of the information is restricted to gross negligence. Version: 2024-06-23

|  |   |
|--|---|
| Operating voltage DC max.                                | 60 V  |
| Current operating per contact max.                       | 1,5 A   |
| <b>Industrial communication</b>                          |   |
| Transfer parameters                                      | CAT5, Class D (ISO/IEC 11801:2002), (EN 50173-1)  |
| Data transmission rate max.                              | 100 MBit/s  |
| <b>Industrial communication   Ethernet functionality</b> |   |
| duplex   | Full duplex   |
| <b>Device protection   Electrical</b>                    |   |
| Degree of protection (EN IEC 60529)                      | IP65, IP67, IP68, IP66K   |
| Additional condition protection degree                   | inserted, screwed   |
| Pollution Degree   | 3   |
| Rated surge voltage                                      | 1,5 kV  |
| Material group (IEC 60664-1)                             | I   |
| <b>Mechanical data</b>                                   |   |
| Contour for corrugated hose                              | without   |
| <b>Mechanical data   Material data</b>                   |   |
| Coating locking  | Nickeled  |
| Locking material   | Zinc die-casting  |
| <b>Mechanical data   Mounting data</b>                   |   |
| Mounting method  | inserted, screwed, Shaking protection   |
| <b>Environmental characteristics   Climatic</b>          |   |
| Operating temperature min.                               | -25 °C  |
| Operating temperature max.                               | 85 °C   |
| Additional condition temperature range                   | depending on cable quality  |
| <b>Important installation notes</b>                      |   |
| Note on strain relief                                    | Protect the connectors by suitable measures from mechanical loads, e.g. by the usage of cable ties.   |
| Note on bending radius                                   | <b>Attention:</b> Observe the permissible bending radii when laying cables, as the IP protection class can be endangered by excessive bending forces. |
| <b>Conformity</b>  |   |
| Product standard   | DIN EN 61076-2-101 (M12)  |
| <b>Installation   Cable</b>                              |   |
| wire arrangement   | white, yellow, blue, orange   |
| Cable identification                                     | 796   |
| Jacket Color   | green   |
| Type of Certificate                                      | cURus   |
| Amount stranding   | 1   |
| Stranding  | 4 wires around Core filler twisted  |
| Cable shielding (type)                                   | copper braid, tinned  |
| Cable shielding (coverage)                               | 85 %  |
| Banding  | Fleece, Foil  |
| Filler   | yes   |
| wire arrangement   | white, yellow, blue, orange   |
| Cable weight   | 69,3 g/m  |
| Material jacket  | PUR   |
| Shore hardness jacket                                    | 89 Shore A  |
| Freedom from ingredients (jacket)                        | lead-free, cadmium-free, CFC-free, halogen-free, silicone-free  |
| Outer-diameter (jacket)                                  | 6,7 mm  |
| Tolerance outer diameter (sheath)                        | ± 5 %   |
| Material inner jacket                                    | FRNC  |
| Color (inner jacket)                                     | natur   |
| Material wire insulation                                 | PE  |

|   |  |
|---|--|
| Amount wires                                      | 4  |
| Outer diameter insulation                         | 1,4 mm   |
| Outer diameter tolerance core insulation          | ± 5 %  |
| Shore hardness wire insulation                    | 65 Shore D   |
| Ingredient freeness wire insulation               | lead-free, CFC-free, halogen-free                    |
| Amount strands (wire)                             | 7  |
| Diameter of single wires                          | 22 AWG   |
| Conductor crosssection (wire)                     | 22 AWG   |
| Material conductor wire                           | Stranded copper wire, bare                           |
| Nominal voltage AC max.                           | 300 V  |
| Current load capacity (standard)                  | to DIN VDE 0298-4                                    |
| Current load capacity min. wire                   | 4,8 A  |
| Characteristic impedance                          | 100 Ω ± 15 % @ 100 MHz                               |
| Electrical resistance line constant wire          | 55 Ω/km @ 20 °C                                      |
| AC withstand voltage (wire - wire)                | 2 kV @ 60 s  |
| Electrical capacity line constant (wire - wire)   | 50000 pF/km  |
| Power frequency withstand voltage (wire - jacket) | 2 kV @ 60 s  |
| AC withstand voltage (wire - shield)              | 2 kV @ 60 s  |
| Isolation resistance                              | 5000 MΩ × km   |
| Min. operating temperature (static)               | -40 °C   |
| Max. operating temperature (fixed)                | 80 °C  |
| Operating temperature min. (dynamic)              | -30 °C   |
| Operating temperature max. (dynamic)              | 70 °C  |
| Flame resistance                                  | IEC 60332-2-2   UL 1581 § 1090   UL 1581 § 1100 FT2  |
| chemical resistance                               | Good, application-related testing                    |
| Gasoline resistance                               | Good, application-related testing                    |
| Oil resistance                                    | DIN EN 60811-404   Good, application-related testing |
| Bending radius (fixed)                            | 5 x Outer diameter                                   |
| Bending radius (dynamic)                          | 12 x Outer diameter                                  |
| No. of bending cycles (C-track)                   | 3 Mio. @ 25 °C                                       |
| Traversing distance (C-track)                     | 5 m @ 25 °C  |
| Travel speed (C-track)                            | 3,3 m/s @ 25 °C                                      |
| No. of torsion cycles                             | 1 Mio. 25 °C   |
| Torsion stress                                    | ± 180 °/m  |