

**M12 male 90° / M12 female 90° A-cod.**

PUR 8x0.25 gy UL/CSA+drag ch. 3m

Male 90° – female 90°

M12 – M12, 8-pole

with cable sleeves

Art-No. 7005 - M12 Lite - (plastic hexagonal screw) on request

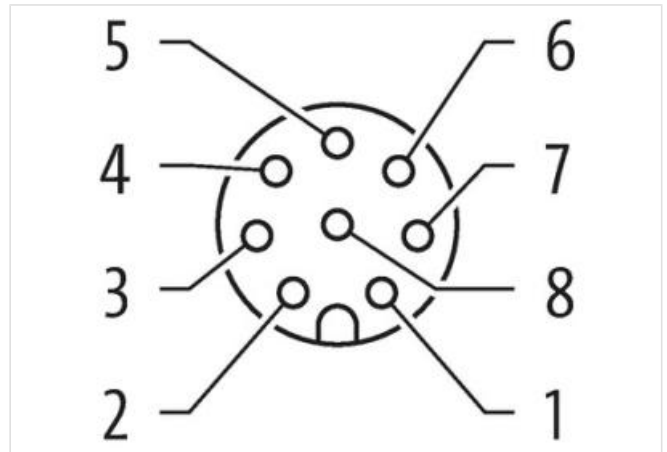

Plastic housings with good resistance against chemicals and oils.

The resistance to aggressive media should be individually tested for your application. Further details on request.

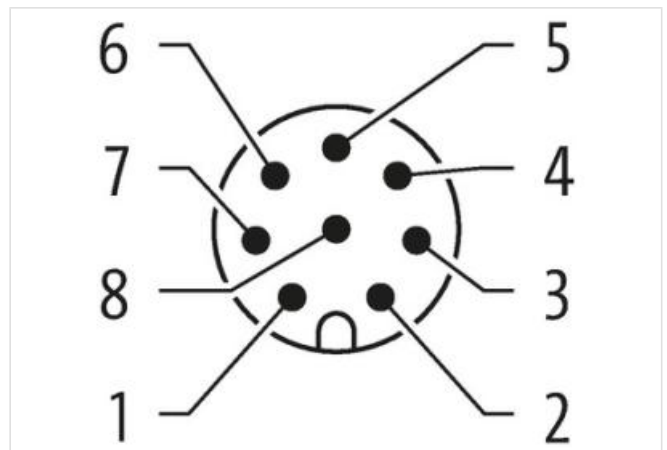
Further cable lengths on request.

[Link til artikel](#)

**Billede**



|   |    |   |   |   |
|---|----|---|---|---|
| 1 | WH | ↔ | ↔ | 1 |
| 2 | BN | ↔ | ↔ | 2 |
| 3 | GN | ↔ | ↔ | 3 |
| 4 | YE | ↔ | ↔ | 4 |
| 5 | GY | ↔ | ↔ | 5 |
| 6 | PK | ↔ | ↔ | 6 |
| 7 | BU | ↔ | ↔ | 7 |
| 8 | RD | ↔ | ↔ | 8 |





Produktet kan afvige fra billedet



Cable length 3 m

**Side 1**

Family construction form M12

**Commercial data**

|                       |               |
|-----------------------|---------------|
| ECLASS-6.0            | 27279218      |
| ECLASS-6.1            | 27279218      |
| ECLASS-7.0            | 27279218      |
| ECLASS-8.0            | 27279218      |
| ECLASS-9.0            | 27060311      |
| ECLASS-10.1           | 27060311      |
| ECLASS-11.1           | 27060311      |
| ECLASS-12.0           | 27060311      |
| ETIM-5.0              | EC001855      |
| customs tariff number | 85444290      |
| GTIN                  | 4048879139557 |
| Pakke-enhed           | 1             |

**Electrical data | Supply**

|                                    |      |
|------------------------------------|------|
| Operating voltage AC max.          | 30 V |
| Operating voltage DC max.          | 30 V |
| Current operating per contact max. | 2 A  |

**Device protection | Electrical**

|                              |        |
|------------------------------|--------|
| Pollution Degree             | 3      |
| Rated surge voltage          | 0,8 kV |
| Material group (IEC 60664-1) | I      |

**Environmental characteristics | Climatic**

|                                        |                            |
|----------------------------------------|----------------------------|
| Operating temperature min.             | -25 °C                     |
| Operating temperature max.             | 85 °C                      |
| Additional condition temperature range | depending on cable quality |

**Important installation notes**

|                        |                                                                                                                                                       |
|------------------------|-------------------------------------------------------------------------------------------------------------------------------------------------------|
| Note on strain relief  | Protect the connectors by suitable measures from mechanical loads, e.g. by the usage of cable ties.                                                   |
| Note on bending radius | <b>Attention:</b> Observe the permissible bending radii when laying cables, as the IP protection class can be endangered by excessive bending forces. |

| Installation   Cable                              |                                                                |
|---------------------------------------------------|----------------------------------------------------------------|
| wire arrangement                                  | brown, white, red, blue, pink, gray, yellow, green             |
| Cable identification                              | 292                                                            |
| Cable Type                                        | 3                                                              |
| Jacket Color                                      | gray                                                           |
| Type of Certificate                               | cURus                                                          |
| Amount stranding                                  | 1                                                              |
| Stranding                                         | 8 wires around Core filler twisted                             |
| Filler                                            | yes                                                            |
| wire arrangement                                  | brown, white, red, blue, pink, gray, yellow, green             |
| Cable weight                                      | 52,8 g/m                                                       |
| Material jacket                                   | PUR                                                            |
| Shore hardness jacket                             | 90 ± 5 Shore A                                                 |
| Freedom from ingredients (jacket)                 | lead-free, cadmium-free, CFC-free, halogen-free, silicone-free |
| Outer-diameter (jacket)                           | 5,8 mm                                                         |
| Tolerance outer diameter (sheath)                 | ± 5 %                                                          |
| Material wire insulation                          | PP                                                             |
| Amount wires                                      | 8                                                              |
| Outer diameter insulation                         | 1,2 mm                                                         |
| Outer diameter tolerance core insulation          | ± 5 %                                                          |
| Shore hardness wire insulation                    | 70 ± 5 Shore D                                                 |
| Ingredient freeness wire insulation               | lead-free, cadmium-free, CFC-free, halogen-free, silicone-free |
| Amount strands (wire)                             | 32                                                             |
| Diameter of single wires                          | 0,1 mm                                                         |
| Conductor crosssection (wire)                     | 0,25 mm <sup>2</sup>                                           |
| Material conductor wire                           | Stranded copper wire, bare                                     |
| Conductor type (wire)                             | strand class 6                                                 |
| Nominal voltage AC max.                           | 300 V                                                          |
| Current load capacity (standard)                  | to DIN VDE 0298-4                                              |
| Current load capacity min. wire                   | 3 A                                                            |
| Electrical resistance line constant wire          | 79 Ω/km @ 20 °C                                                |
| AC withstand voltage (wire - wire)                | 2,5 kV @ 60 s                                                  |
| Power frequency withstand voltage (wire - jacket) | 2,5 kV @ 60 s                                                  |
| Min. operating temperature (static)               | -40 °C                                                         |
| Max. operating temperature (fixed)                | 80 °C / 90 °C @ 10000 h Operation                              |
| Operating temperature min. (dynamic)              | -25 °C                                                         |
| Operating temperature max. (dynamic)              | 80 °C / 90 °C @ 10000 h Operation                              |
| Flame resistance                                  | IEC 60332-2-2   UL 1581 § 1100 FT2   UL 1581 § 1090            |
| chemical resistance                               | Good, application-related testing                              |
| Gasoline resistance                               | Good, application-related testing                              |
| Oil resistance                                    | DIN EN 60811-404   Good, application-related testing           |
| Bending radius (fixed)                            | 5 x Outer diameter                                             |
| Bending radius (dynamic)                          | 10 x Outer diameter                                            |
| No. of bending cycles (C-track)                   | 10 Mio. @ 25 °C                                                |
| Traversing distance (C-track)                     | 10 m @ 25 °C   horizontal                                      |
| Travel speed (C-track)                            | 3 m/s @ 25 °C                                                  |
| No. of torsion cycles                             | 2 Mio.                                                         |
| Torsion stress                                    | ± 180 °/m                                                      |
| Torsion speed                                     | 35 cycles/min                                                  |