

M12 male 0° / M12 female 0°

PUR 5x0.5 gy drag ch. 25m

Male straight – female straight

M12 – M12, 5-pole

with cable sleeves

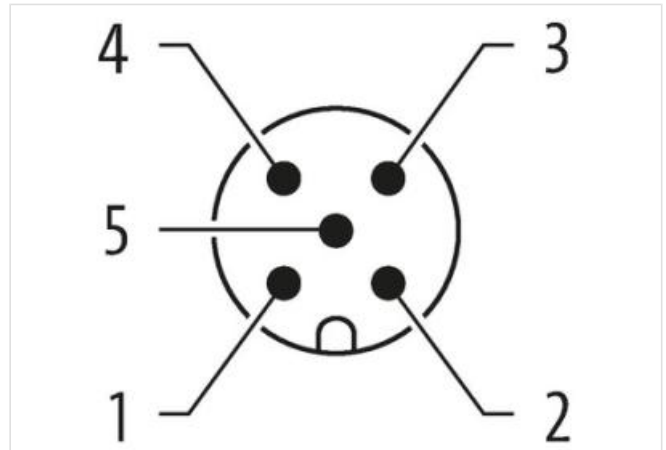
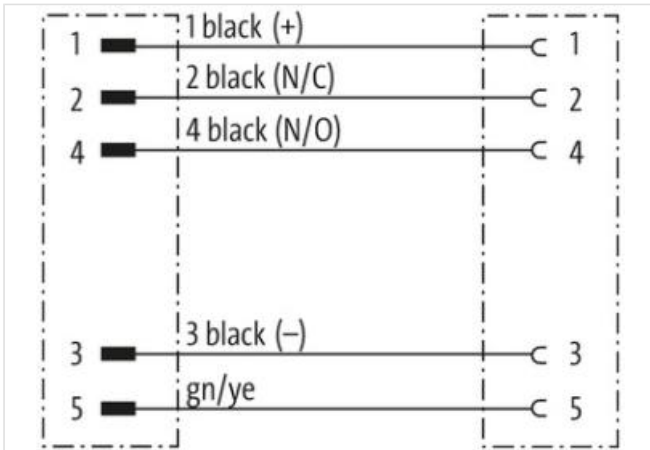
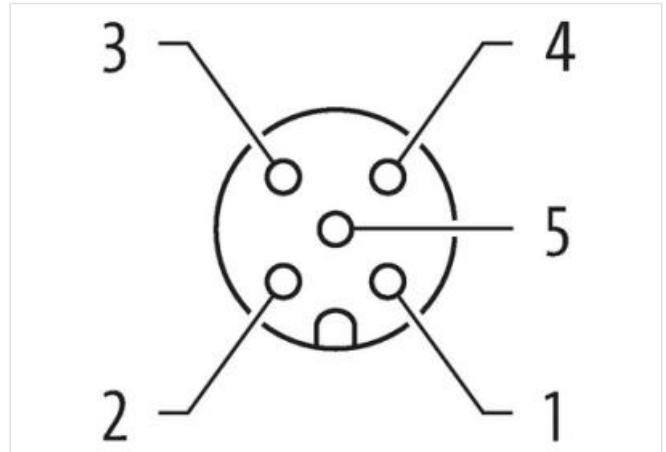
Plastic housings with good resistance against chemicals and oils.

The resistance to aggressive media should be individually tested for your application. Further details on request.

Further cable lengths on request.

[Link til artikel](#)

Billede





Produktet kan afvige fra billedet



Cable length 25 m

Side 1

Tightening torque 0,6 Nm
 Family construction form M12
 Thread M12 x 1
 Coding A
 No. of poles 5
 Width across flats SW13
 Degree of protection (EN IEC 60529) IP67

Side 2

Tightening torque 0,6 Nm
 Family construction form M12
 Thread M12 x 1
 Coding A
 No. of poles 5

Commercial data

ECLASS-6.0 27279218
 ECLASS-7.0 27279218
 ECLASS-8.0 27279218
 ECLASS-9.0 27060311
 ECLASS-10.1 27060311
 ECLASS-11.1 27060311
 ECLASS-12.0 27060311
 ETIM-5.0 EC001855
 customs tariff number 85444290
 GTIN 4048879501750
 Pakke-enhed 1

Electrical data | Supply

Operating voltage AC max. 125 V
 Operating voltage DC max. 125 V
 Current operating per contact max. 4 A

Diagnostics

Oplysningerne i dette datablad er udarbejdet med størst mulig omhu.

Liability for the correctness completeness and topicality of the information is restricted to gross negligence. Version: 26.06.2024

Murrelektronik ApS | Alexander Foss Gade 13, 1. | 9000 Aalborg | Fon +45 96 35 06 06 | Fax | shop@murrelektronik.dk | shop.murrelektronik.dk

Status indication LED no

Device protection | Electrical

Additional condition protection degree	inserted, screwed
Pollution Degree	3
Rated surge voltage	1,5 kV
Material group (IEC 60664-1)	I

Mechanical data | Material data

Coating locking	Nickel
Material housing	PUR
Locking material	Zinc die-casting

Mechanical data | Mounting data

Mounting method	inserted, screwed, Shaking protection
-----------------	---------------------------------------

Environmental characteristics | Climatic

Operating temperature min.	-25 °C
Operating temperature max.	85 °C
Additional condition temperature range	depending on cable quality

Important installation notes

Note on strain relief	Protect the connectors by suitable measures from mechanical loads, e.g. by the usage of cable ties.
Note on bending radius	Attention: Observe the permissible bending radii when laying cables, as the IP protection class can be endangered by excessive bending forces.

Conformity

Product standard	DIN EN 61076-2-101 (M12)
------------------	--------------------------

Installation | Cable

wire arrangement	black 4, black 3, black 2, black 1, green-yellow
Cable identification	437
Printing color of wire insulation	white (isolation black)
Jacket Color	gray
Amount stranding	1
Stranding	5 wires around Core filler twisted
Stranding factor min.	75 mm
Stranding factor max.	75 mm
Banding	Fleece
Filler	yes
wire arrangement	black 4, black 3, black 2, black 1, green-yellow
Cable weight	57,2 g/m
Material jacket	PUR
Shore hardness jacket	85 ± 5 Shore A
Freedom from ingredients (jacket)	lead-free, cadmium-free, CFC-free, halogen-free, silicone-free
Outer-diameter (jacket)	6,2 mm
Tolerance outer diameter (sheath)	± 5 %
Material wire insulation	PP
Amount wires	5
Outer diameter insulation	1,7 mm
Outer diameter tolerance core insulation	± 5 %
Shore hardness wire insulation	90 ± 5 Shore A
Ingredient freeness wire insulation	lead-free, cadmium-free, CFC-free, halogen-free, silicone-free
Printing color of wire insulation	white (isolation black)
Amount strands (wire)	28
Diameter of single wires	0,15 mm
Conductor crosssection (wire)	0,5 mm ²
Material conductor wire	Stranded copper wire, bare
Conductor type (wire)	strand class 6

Nominal voltage AC max.	300 V
Current load capacity (standard)	to DIN VDE 0298-4
Current load capacity min. wire	6,8 A
Electrical resistance line constant wire	39 Ω /km @ 20 °C
AC withstand voltage (wire - wire)	2 kV @ 60 s
Power frequency withstand voltage (wire - jacket)	2 kV @ 60 s
Min. operating temperature (static)	-40 °C
Max. operating temperature (fixed)	90 °C
Operating temperature min. (dynamic)	-5 °C
Operating temperature max. (dynamic)	90 °C
Flame resistance	IEC 60332-2-2 UL 1581 § 1100 FT2 UL 1581 § 1090
chemical resistance	Good, application-related testing
Gasoline resistance	Good, application-related testing
Oil resistance	DIN EN 60811-404 Good, application-related testing
Bending radius (fixed)	10 x Outer diameter
Bending radius (dynamic)	15 x Outer diameter
No. of bending cycles (C-track)	2 Mio. @ 25 °C
Traversing distance (C-track)	2 m @ 25 °C
Travel speed (C-track)	3,3 m/s @ 25 °C