MURR ELEKTRONIK
stay connected

MIRO 12.4 24V-2S OUTPUT RELAY

IN: 24 VAC/DC - OUT: 250 VAC/DC / 6 A

2 NO contact
6 A
24 V AC/DC
Screw terminals
safe separation (EN 60947-1)

Link to Product

Illustration

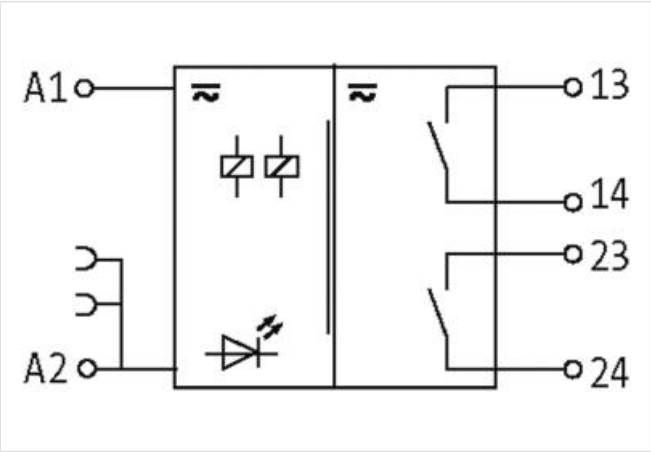

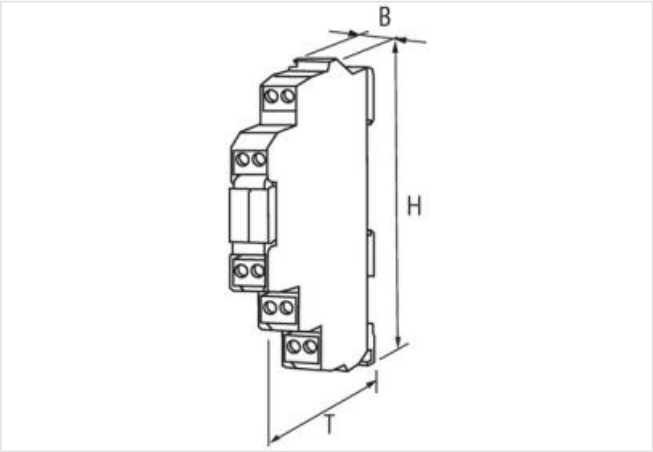

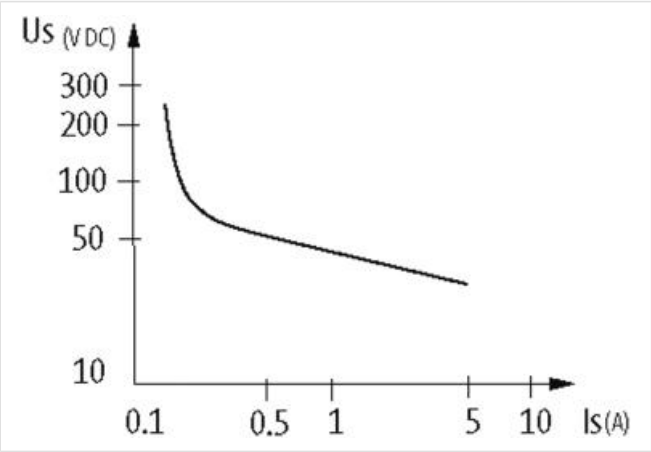

Product may differ from Image

Commercial data

ECLASS-6.0	27371001
ECLASS-6.1	27371601
ECLASS-7.0	27371601
ECLASS-8.0	27371601
ECLASS-9.0	27371601

The information in this Product-PDF has been compiled with the utmost care.
Liability for the correctness completeness and topicality of the information is restricted to gross negligence. Version: 2024-04-25

ECLASS-10.1	27371601
ECLASS-11.1	27371601
ECLASS-12.0	27371601
ETIM-5.0	EC001437
customs tariff number	85364900
GTIN	4048879027113
Packaging unit	1
Electrical data | Input	
Input voltage AC	24 V
Input voltage AC min.	19,2 V
Input voltage AC max.	30 V
Input voltage DC	24 V
Input voltage DC min.	19,2 V
Input voltage DC max.	30 V
Input current	16 mA
Electrical data | Output	
Utilization category AC-12 (EN IEC 60947-5-1)	6 A @ 24, 6 A @ 110 V, 6 A @ 230 V
Utilization category AC-15 (EN IEC 60947-5-1)	3 A @ 24 V, 3 A @ 110 V, 3 A @ 230 V
Utilization category DC-13 (EN IEC 60947-5-1)	1 A @ 24 V, 0,2 A @ 110 V, 0,1 A @ 230 V
Switching frequency max.	10 Hz
Power rating AC max.	1500 VA
Power rating DC max.	120 W
Switching voltage AC max.	250 V
Switching voltage DC max.	250 V
Switching current DC	100 mA
Switching current max.	6 A
Diagnostics	
Status indication LED	green
Device protection	
Condition lifetime	load-dependent
Device protection | Electrical	
Rated surge voltage	4 kV
Electrical lifetime	20000000 Cycles
Device protection | Mechanical	
Mechanical endurance	20000000 Cycles
Mechanical data	
Drop-out time max.	15 ms
Response time max.	10 ms
Bounce time max.	1,5 ms
Mechanical data | Material data	
Material contact	Ag Sn O2
Mechanical data | Mounting data	
Mounting method	geschnappt
Suitable for mounting type	mounting rail, (EN 60715)
Height	90 mm
Width	12,4 mm
Depth	70 mm
Environmental characteristics | Climatic	
Operating temperature min.	-20 °C
Operating temperature max.	55 °C

The information in this Product-PDF has been compiled with the utmost care.
Liability for the correctness completeness and topicality of the information is restricted to gross negligence. Version: 2024-04-25

Connection type 3	
Connection	Screw terminals SK
Family construction form	terminal
Gender	female
Color contact carrier	green
No. of poles	2
PIN 1	13
PIN 2	23
Connection	Screw terminals SK
Family construction form	terminal
Gender	female
Color contact carrier	green
No. of poles	2
PIN 1	14
PIN 2	24
Connection	Screw terminals SK
Family construction form	terminal
Gender	female
Color contact carrier	green
No. of poles	2
PIN 1	A 1
PIN 2	A 2

The information in this Product-PDF has been compiled with the utmost care.
Liability for the correctness completeness and topicality of the information is restricted to gross negligence. Version: 2024-04-25