

M8 female 0° A-cod. with cable

PUR 3x0.25 ye UL/CSA+robot+drag ch. 2m

Female straight

Zinc die casting, save-cover coated

M8, 3-pole

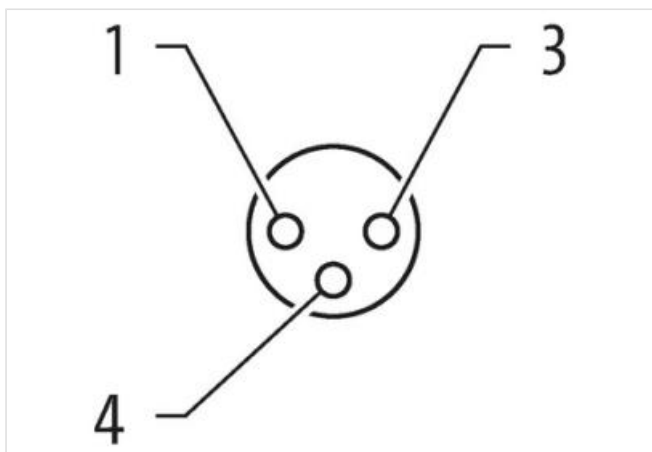

Art-No. 7005 - M8 Lite - (plastic hexagonal screw) on request

with cable sleeves

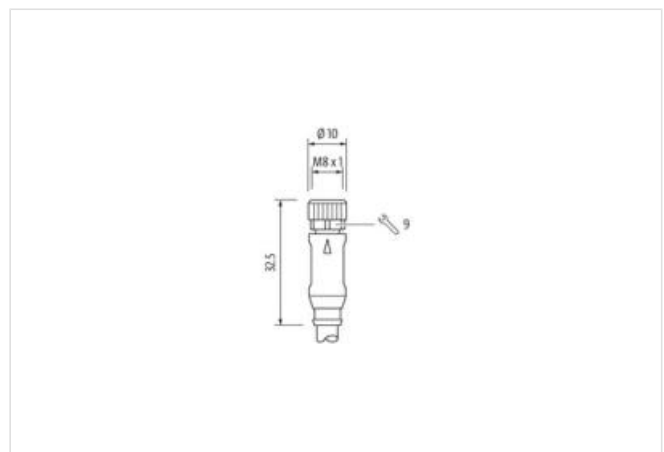
Plastic housings with good resistance against chemicals and oils.

The resistance to aggressive media should be individually tested for your application. Further details on request.

Further cable lengths on request.

[Link to Product](#)**Illustration**

Product may differ from Image



Cable length

2 m

Side 1

Tightening torque	0,4 Nm
Mounting method	inserted, screwed
Coating contact	gold plated
Family construction form	M8
Thread	M8 x 1
suitable for corrugated tube (internal Ø)	6,5 mm
Cable outlet	straight
Coding	A
Material contact	Copper alloy
Material	PUR
No. of poles	3
Width across flats	SW9
Degree of protection (EN IEC 60529)	IP65, IP66K, IP67

Side 2

Stripping length (jacket)	20 mm
Coating contact	gold plated
Family construction form	free cable end

Commercial data

ECLASS-6.0	27279218
ECLASS-6.1	27279218
ECLASS-7.0	27279218
ECLASS-8.0	27279218
ECLASS-9.0	27060311
ECLASS-10.1	27060311
ECLASS-11.1	27060311
ECLASS-12.0	27060311
ETIM-5.0	EC001855
customs tariff number	85444290
GTIN	4048879231572
Packaging unit	1

Electrical data | Supply

Operating voltage AC max.	50 V
Operating voltage DC max.	60 V
Operating voltage AC (UL-listed)	30 V
Operating voltage DC (UL-listed)	30 V
Current operating per contact max.	4 A

Diagnostics

Status indication LED	no
-----------------------	----

Installation | Connection

Stripping length (jacket)	20 mm
Mounting set	M8 x 1

Device protection | Electrical

Additional condition protection degree	inserted, screwed
Pollution Degree	3
Rated surge voltage	1,5 kV
Material group (IEC 60664-1)	I

Mechanical data | Material data

Coating locking	safe-cover coated
Coating of fitting	nickel plated
Material gasket	FKM
Locking material	Zinc die-casting

Material screw connection Zinc die-casting

Mechanical data | Mounting data

Mounting method inserted, screwed, Shaking protection

Environmental characteristics | Climatic

Operating temperature min. -25 °C

Operating temperature max. 85 °C

Additional condition temperature range depending on cable quality

Important installation notes

Note on strain relief Protect the connectors by suitable measures from mechanical loads, e.g. by the usage of cable ties.

Note on bending radius **Attention:** Observe the permissible bending radii when laying cables, as the IP protection class can be endangered by excessive bending forces.

Conformity

Product standard DIN EN 61076-2-104 (M8)

Installation | Cable

wire arrangement brown, black, blue

Cable identification 050

Cable Type 5

Jacket Color yellow

Type of Certificate cURus

Amount stranding 1

Stranding 3 wires twisted

wire arrangement brown, black, blue

Cable weight 26,4 g/m

Material jacket PUR

Shore hardness jacket 58 ± 3 Shore D

Freedom from ingredients (jacket) lead-free, cadmium-free, CFC-free, halogen-free, silicone-free

Outer-diameter (jacket) 4,3 mm

Tolerance outer diameter (sheath) ± 5 %

Material wire insulation PP

Amount wires 3

Outer diameter insulation 1,25 mm

Outer diameter tolerance core insulation ± 5 %

Shore hardness wire insulation 74 ± 3 Shore D

Ingredient freeness wire insulation lead-free, cadmium-free, CFC-free, halogen-free, silicone-free

Amount strands (wire) 32

Diameter of single wires 0,1 mm

Conductor crosssection (wire) 0,25 mm²

Material conductor wire Stranded copper wire, bare

Conductor type (wire) strand class 6

Nominal voltage AC max. 300 V

Current load capacity (standard) to DIN VDE 0298-4

Current load capacity min. wire 4,5 A

Electrical resistance line constant wire 79 Ω/km @ 20 °C

AC withstand voltage (wire - wire) 2,5 kV @ 60 s

Power frequency withstand voltage (wire - jacket) 2,5 kV @ 60 s

Min. operating temperature (static) -40 °C

Max. operating temperature (fixed) 80 °C / 90 °C @ 10000 h Operation

Operating temperature min. (dynamic) -25 °C

Operating temperature max. (dynamic) 80 °C / 90 °C @ 10000 h Operation

Flame resistance UL 1581 § 1090 | UL 1581 § 1100 FT2 | IEC 60332-2-2

chemical resistance Good, application-related testing

Gasoline resistance	Good, application-related testing
Oil resistance	DIN EN 60811-404 Good, application-related testing
Bending radius (fixed)	5 x Outer diameter
Bending radius (dynamic)	10 x Outer diameter
No. of bending cycles (C-track)	10 Mio. @ 25 °C
Traversing distance (C-track)	5 m @ 25 °C horizontal
Travel speed (C-track)	3,3 m/s @ 25 °C
No. of torsion cycles	1 Mio.
Torsion stress	± 360 °/m
Torsion speed	35 cycles/min