

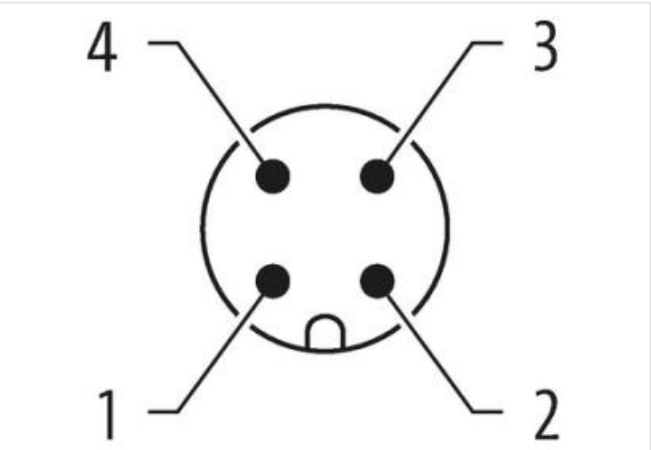
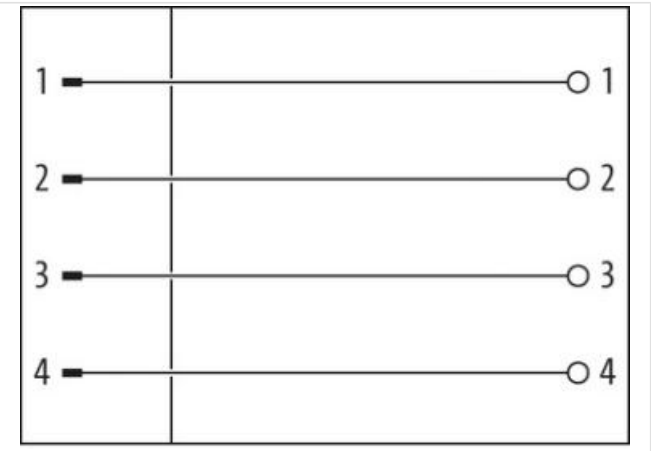
M12 male 90° A-cod. screw terminal

4-pol., 0,14 - 1,5mm², 2,5 - 8mm

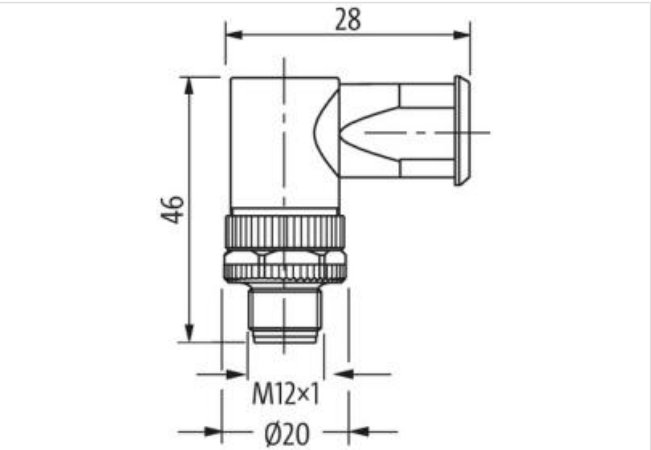
Male 90°  
M12, 4-pole  
Screw terminals  
Plastic housings with good resistance against chemicals and oils.  
The resistance to aggressive media should be individually tested for your application. Further details on request.

Link to Product

Illustration



Product may differ from Image



Side 1	
Tightening torque	0,6 Nm
Mounting method	screwed, pluggable
Family construction form	M12
Thread	M12 x 1
Gender	male

Coding	A
No. of poles	4
Width across flats	SW18
Degree of protection (EN IEC 60529)	IP67

#### Side 2

Mounting method	field-wireable
-----------------	----------------

#### Commercial data

ECLASS-6.0	27279221
ECLASS-7.0	27440104
ECLASS-8.0	27440104
ECLASS-9.0	27440102
ECLASS-10.1	27440102
ECLASS-11.1	27440102
ECLASS-12.0	27440116
ETIM-5.0	EC001855
customs tariff number	85366990
GTIN	4048879839112
Packaging unit	1

#### Electrical data | Supply

Operating voltage AC max.	250 V
Operating voltage DC max.	250 V
Operating current per contact max. (40°C)	7,5 A

#### Diagnostics

Status indication LED	no
-----------------------	----

#### Installation

Connection cross section min.	0,14 mm <sup>2</sup>
Connection cross section max.	1,5 mm <sup>2</sup>
Rotation option	90° (4 outlet directions)

#### Installation | Connection

Tightening torque	0,6 Nm
Mating cycles min.	100

#### Device protection | Electrical

Additional condition protection degree	inserted, screwed
Pollution Degree	3/2

#### Mechanical data | Mounting data

Mounting method	Schraubgewinde
Clamping range min.	2,5 mm
Clamping range max.	8 mm
Height	46 mm
Width	28,5 mm
Depth	20 mm

#### Environmental characteristics | Climatic

Operating temperature min.	-30 °C
Operating temperature max.	85 °C

#### Important installation notes

Note on strain relief	Protect the connectors by suitable measures from mechanical loads, e.g. by the usage of cable ties.
Note on bending radius	<b>Attention:</b> Observe the permissible bending radii when laying cables, as the IP protection class can be endangered by excessive bending forces.