

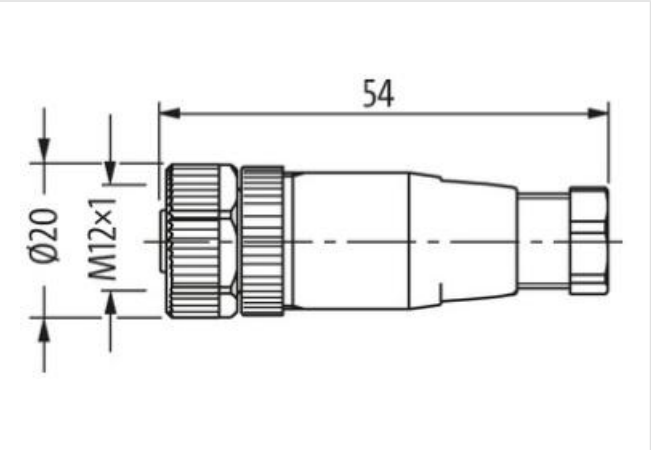
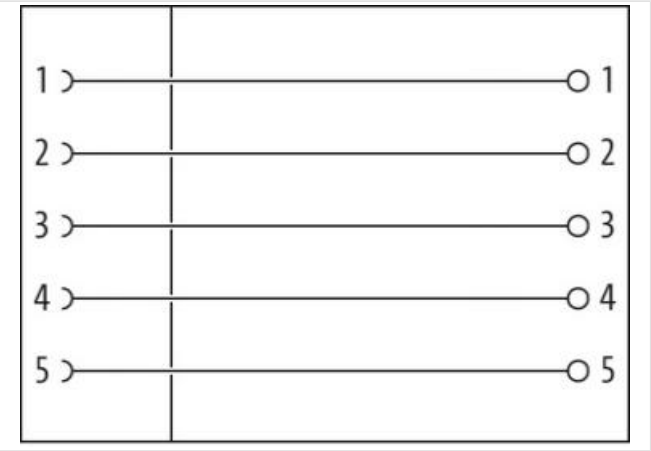
M12 female 0° A-cod. screw terminal

5-pol., max. 0,75mm² 4 - 6mm

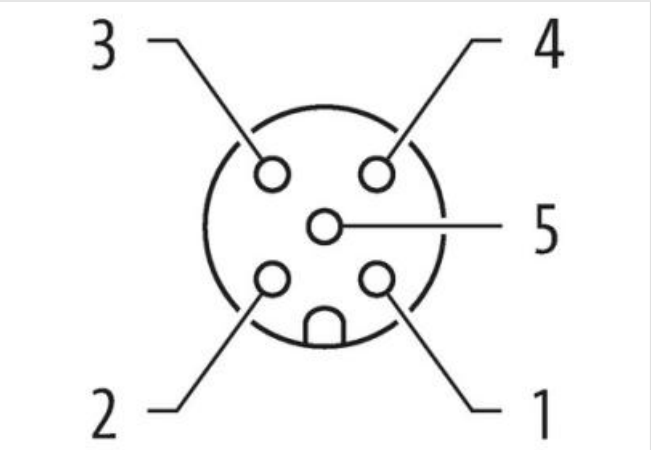
Female straight
M12, 5-pole
Screw terminals
Sealing range (cable Ø): 4...6 mm
Plastic housings with good resistance against chemicals and oils.
The resistance to aggressive media should be individually tested for your application. Further details on request.

Link to Product

Illustration



Product may differ from Image



Side 1	
Family construction form	M12
Coding	A
Material contact	Copper alloy
Degree of protection (EN IEC 60529)	IP67

Commercial data	
ECLASS-6.0	27279221
ECLASS-6.1	27260702
ECLASS-7.0	27440102
ECLASS-8.0	27440102
ECLASS-9.0	27440116
ECLASS-10.1	27440102
ECLASS-11.1	27440102
ECLASS-12.0	27440116
ETIM-5.0	EC001855
customs tariff number	85366990
GTIN	4065909040867
Packaging unit	1
Electrical data Supply	
Operating voltage DC max.	60 V
Current operating per contact max.	4 A
Installation	
Connection cross section max.	0,75 mm²
Installation Connection	
Connection	Screw terminals SK
Tightening torque	0,6 Nm
Width across flats	SW18
Device protection Electrical	
Additional condition protection degree	inserted, screwed
Pollution Degree	3
Insulation resistance min.	100 MΩ
Overvoltage category (EN 60950-1)	II
Mechanical data Material data	
Coating contact	gold plated
Material housing	PBT
Locking material	Copper alloy
Mechanical data Mounting data	
Clamping range min.	4 mm
Clamping range max.	6 mm
Environmental characteristics Climatic	
Operating temperature min.	-40 °C
Operating temperature max.	85 °C
Important installation notes	
Note on strain relief	Protect the connectors by suitable measures from mechanical loads, e.g. by the usage of cable ties.
Note on bending radius	Attention: Observe the permissible bending radii when laying cables, as the IP protection class can be endangered by excessive bending forces.