

**M12 male 90° A-cod. with cable shielded**

PVC 4x0.34 shielded gy 10m

Male 90°

M12, 4-pole

shielded

A-coded

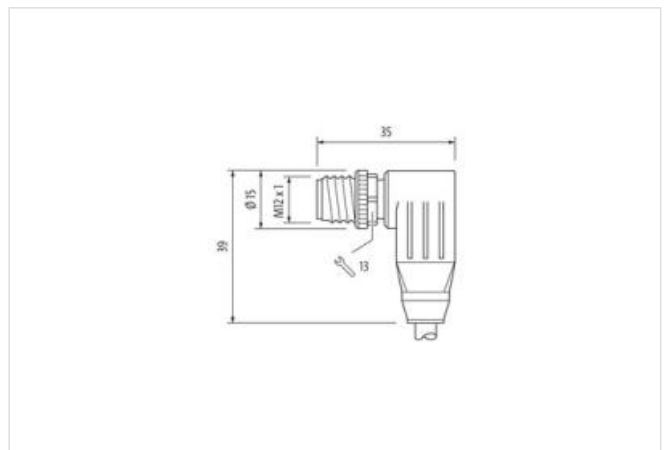
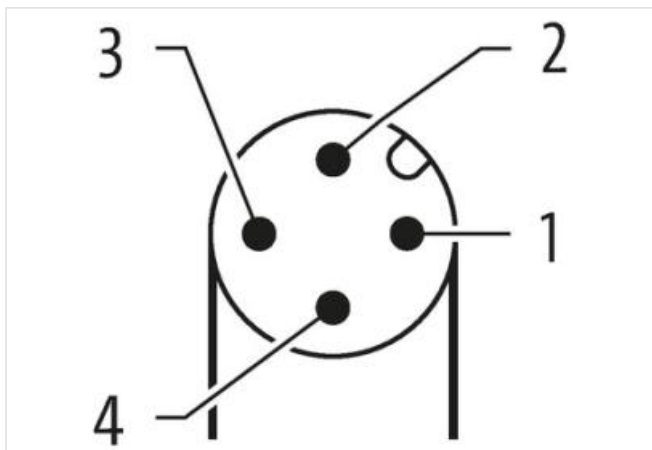
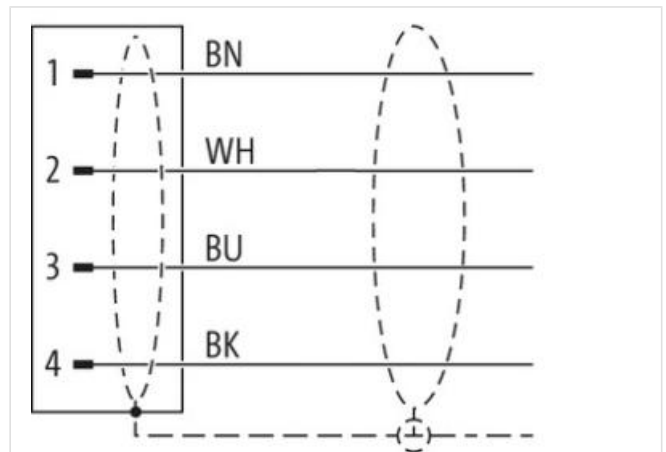
Plastic housings with good resistance against chemicals and oils.

The resistance to aggressive media should be individually tested for your application. Further details on request.

Further cable lengths on request.

**Link to Product**

### Illustration



Product may differ from Image



### Cable length

10 m

## Side 1

### Tightening torque

0,6 Nm

The information in this Product-PDF has been compiled with the utmost care.

The information in this Product-PDF has been compiled with the utmost care.  
Liability for the correctness completeness and topicality of the information is restricted to gross negligence. Version: 2024-04-18

Murrelektronik ApS | Alexander Foss Gade 13, 1. | 9000 Aalborg | Fon +45 96 35 06 06 | Fax | [shop@murrelektronik.dk](mailto:shop@murrelektronik.dk) | [shop.murrelektronik.dk](http://shop.murrelektronik.dk)

|                                     |                   |
|-------------------------------------|-------------------|
| Mounting method                     | inserted, screwed |
| Coating contact                     | gold plated       |
| Family construction form            | M12               |
| Thread                              | M12 x 1           |
| Coding                              | A                 |
| Material contact                    | Copper alloy      |
| Material                            | PUR               |
| No. of poles                        | 4                 |
| Width across flats                  | SW13              |
| Degree of protection (EN IEC 60529) | IP65, IP66K, IP67 |

**Side 2**

|                           |             |
|---------------------------|-------------|
| Stripping length (jacket) | 20 mm       |
| Coating contact           | gold plated |

**Commercial data**

|                       |               |
|-----------------------|---------------|
| ECLASS-6.0            | 27279218      |
| ECLASS-6.1            | 27279218      |
| ECLASS-7.0            | 27279218      |
| ECLASS-8.0            | 27279218      |
| ECLASS-9.0            | 27060311      |
| ECLASS-10.1           | 27060311      |
| ECLASS-11.1           | 27060311      |
| ECLASS-12.0           | 27060311      |
| ETIM-5.0              | EC001855      |
| customs tariff number | 85444290      |
| GTIN                  | 4048879200646 |
| Packaging unit        | 1             |

**Electrical data | Supply**

|                                    |      |
|------------------------------------|------|
| Operating voltage AC max.          | 60 V |
| Operating voltage DC max.          | 60 V |
| Current operating per contact max. | 4 A  |

**Diagnostics**

|                       |    |
|-----------------------|----|
| Status indication LED | no |
|-----------------------|----|

**Installation | Connection**

|                           |         |
|---------------------------|---------|
| Stripping length (jacket) | 20 mm   |
| Mounting set              | M12 x 1 |

**Device protection | Electrical**

|  |                   |
|--|-------------------|
| Additional condition protection degree | inserted, screwed |
| Pollution Degree                       | 3                 |
| Rated surge voltage                    | 1,5 kV            |
| Material group (IEC 60664-1)           | I                 |

**Mechanical data | Material data**

|                           |                  |
|---------------------------|------------------|
| Coating locking           | Nickeled         |
| Coating of fitting        | nickel plated    |
| Locking material          | Zinc die-casting |
| Material screw connection | Zinc die-casting |

**Mechanical data | Mounting data**

|                 |                                       |
|-----------------|---------------------------------------|
| Mounting method | inserted, screwed, Shaking protection |
|-----------------|---------------------------------------|

**Environmental characteristics | Climatic**

|  |                            |
|--|----------------------------|
| Operating temperature min.             | -25 °C                     |
| Operating temperature max.             | 85 °C                      |
| Additional condition temperature range | depending on cable quality |

| Conformity  |  |
|---|--|
| Product standard  | DIN EN 61076-2-101 (M12)                             |
| Installation   Cable                                    |  |
| Cable identification                                    | 330  |
| Jacket Color  | gray   |
| Amount stranding  | 1  |
| Stranding   | 4 wires twisted                                      |
| Stranding factor min.                                   | 74 mm  |
| Stranding factor max.                                   | 74 mm  |
| Cable shielding (type)                                  | copper braid, tinned                                 |
| Cable shielding (coverage)                              | 85 %   |
| Banding   | Fleece, Foil   |
| wire arrangement  | brown, black, blue, white                            |
| Cable weight  | 53,9 g/m   |
| Material jacket   | PVC  |
| Shore hardness jacket                                   | 85 Shore A   |
| Freedom from ingredients (jacket)                       | lead-free, cadmium-free, CFC-free                    |
| Outer-diameter (jacket)                                 | 5,9 mm   |
| Tolerance outer diameter (sheath)                       | ± 5 %  |
| Material wire insulation                                | PVC  |
| Amount wires  | 4  |
| Outer diameter insulation                               | 1,4 mm   |
| Outer diameter tolerance core insulation                | ± 5 %  |
| Shore hardness wire insulation                          | 85 Shore A   |
| Ingredient freeness wire insulation                     | lead-free, cadmium-free, CFC-free                    |
| Amount strands (wire)                                   | 42   |
| Diameter of single wires                                | 0,1 mm   |
| Conductor crosssection (wire)                           | 0,34 mm <sup>2</sup>                                 |
| Material conductor wire                                 | Stranded copper wire, bare                           |
| Conductor type (wire)                                   | strand class 6                                       |
| Current load capacity (standard)                        | to DIN VDE 0298-4                                    |
| Current load capacity min. wire                         | 4,8 A  |
| Electrical resistance line constant wire                | 57 Ω/km @ 20 °C                                      |
| Max. rated voltage power (conductor - ground)           | 300 V  |
| Max. rated voltage power (conductor - conductor)        | 500 V  |
| AC withstand voltage power (wire - shield)              | 1,5 kV @ 60 s  |
| Power frequency withstand voltage power (wire - jacket) | 1,5 kV @ 60 s  |
| AC withstand voltage power (wire - wire)                | 1,5 kV @ 60 s  |
| Min. operating temperature (static)                     | -30 °C   |
| Max. operating temperature (fixed)                      | 80 °C  |
| Operating temperature min. (dynamic)                    | -5 °C  |
| Operating temperature max. (dynamic)                    | 70 °C  |
| Flame resistance  | UL 1581 § 1100 FT2   IEC 60332-2-2   UL 1581 § 1090  |
| chemical resistance                                     | Good, application-related testing                    |
| Gasoline resistance                                     | Good, application-related testing                    |
| Oil resistance  | Good, application-related testing   DIN EN 60811-404 |
| Bending radius (fixed)                                  | 5 x Outer diameter                                   |
| Bending radius (dynamic)                                | 15 x Outer diameter                                  |