

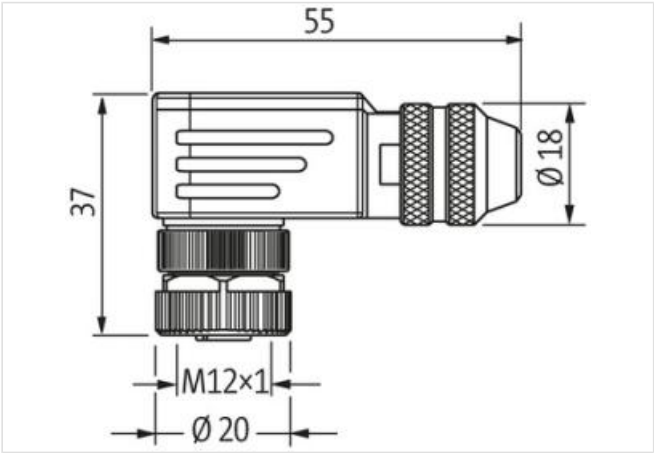
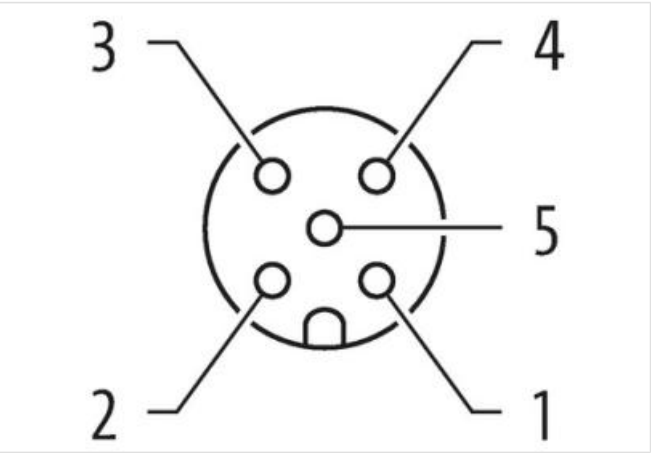
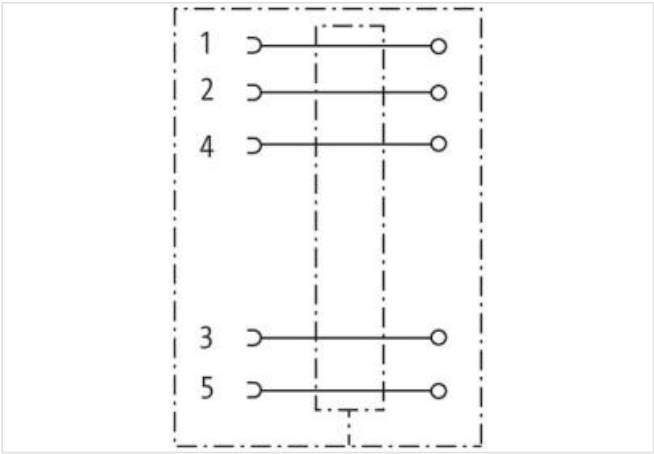
M12 female 90° A-cod. screw terminal

5-pol., max. 0,75mm², 4 - 6mm, shielded

Female 90°  
M12, 5-pole  
shielded  
Screw terminals  
Sealing range (cable Ø): 4...6 mm

Link to Product

Illustration



Product may differ from Image

Side 1

|                                     |      |
|-------------------------------------|------|
| Family construction form            | M12  |
| Degree of protection (EN IEC 60529) | IP67 |

Commercial data

|             |          |
|-------------|----------|
| ECLASS-6.0  | 27279221 |
| ECLASS-7.0  | 27440104 |
| ECLASS-8.0  | 27440104 |
| ECLASS-9.0  | 27440102 |
| ECLASS-10.1 | 27440102 |
| ECLASS-11.1 | 27440102 |

|                       |               |
|-----------------------|---------------|
| ECLASS-12.0           | 27440116      |
| ETIM-5.0              | EC002635      |
| customs tariff number | 85366990      |
| GTIN                  | 4048879198783 |
| Packaging unit        | 1             |

#### Electrical data | Supply

|                                    |      |
|------------------------------------|------|
| Operating voltage AC max.          | 60 V |
| Operating voltage DC max.          | 60 V |
| Current operating per contact max. | 4 A  |

#### Installation

|                               |          |
|-------------------------------|----------|
| Connection cross section max. | 0,75 mm² |
|-------------------------------|----------|

#### Device protection | Electrical

|  |                   |
|--|-------------------|
| Additional condition protection degree | inserted, screwed |
|--|-------------------|

#### Mechanical data | Material data

|                  |               |
|------------------|---------------|
| Coating housing  | nickel plated |
| Material housing | Brass         |

#### Mechanical data | Mounting data

|                     |      |
|---------------------|------|
| Clamping range min. | 4 mm |
| Clamping range max. | 6 mm |

#### Environmental characteristics | Climatic

|                            |        |
|----------------------------|--------|
| Operating temperature min. | -40 °C |
| Operating temperature max. | 85 °C  |

#### Important installation notes

|                        |   |
|------------------------|---|
| Note on strain relief  | Protect the connectors by suitable measures from mechanical loads, e.g. by the usage of cable ties.   |
| Note on bending radius | <b>Attention:</b> Observe the permissible bending radii when laying cables, as the IP protection class can be endangered by excessive bending forces. |