

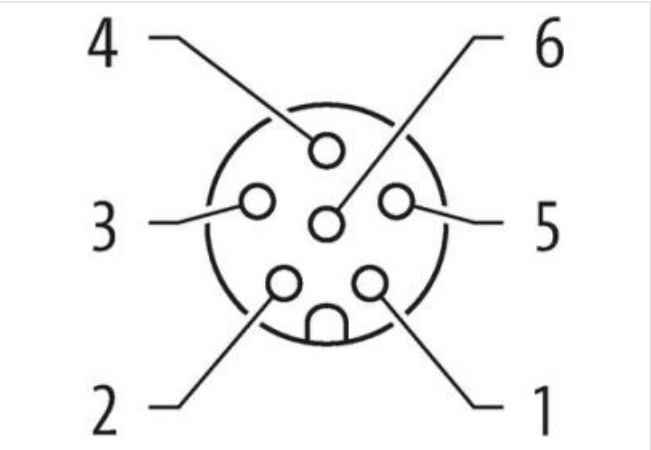
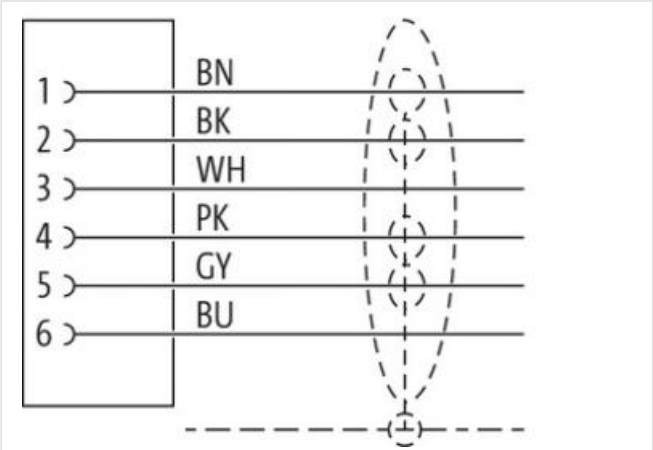

M12 female 0° A-cod.with cable

PUR (4x0.5C+2x0.5)C shielded ye 15m

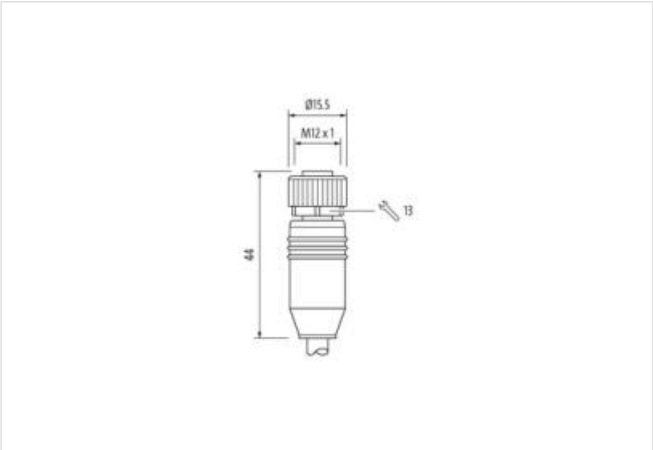
Cube67  
Female straight  
M12, 6-pole  
Actuator supply external  
Further cable lengths on request.  
Plastic housings with good resistance against chemicals and oils.  
The resistance to aggressive media should be individually tested for your application. Further details on request.

Link to Product

Illustration



Product may differ from Image



|                   |        |
|-------------------|--------|
| Cable length      | 15 m   |
| Side 1            |        |
| Tightening torque | 0,6 Nm |

|  |   |
|--|---|
| Mounting method                        | inserted, screwed   |
| Family construction form               | M12   |
| Thread                                 | M12 x 1   |
| Material                               | PUR   |
| Width across flats                     | SW13  |
| Degree of protection (EN IEC 60529)    | IP66K, IP67   |
| <b>Commercial data</b>                 |   |
| ECLASS-6.0                             | 27279218  |
| ECLASS-6.1                             | 27060307  |
| ECLASS-7.0                             | 27060307  |
| ECLASS-8.0                             | 27060307  |
| ECLASS-9.0                             | 27060307  |
| ECLASS-10.1                            | 27060307  |
| ECLASS-11.1                            | 27060307  |
| ECLASS-12.0                            | 27060307  |
| ETIM-5.0                               | EC001855  |
| customs tariff number                  | 85444290  |
| GTIN                                   | 4048879432856   |
| Packaging unit                         | 1   |
| <b>Electrical data   Supply</b>        |   |
| Operating voltage AC max.              | 60 V  |
| Operating voltage DC max.              | 60 V  |
| Current operating per contact max.     | 4 A   |
| <b>Installation   Connection</b>       |   |
| Mounting set                           | M12 x 1   |
| <b>Device protection   Electrical</b>  |   |
| Additional condition protection degree | inserted, screwed   |
| <b>Mechanical data   Material data</b> |   |
| Coating of fitting                     | nickel plated   |
| Material screw connection              | Zinc die-casting  |
| <b>Mechanical data   Mounting data</b> |   |
| Mounting method                        | inserted, screwed, Shaking protection   |
| <b>Important installation notes</b>    |   |
| Note on strain relief                  | Protect the connectors by suitable measures from mechanical loads, e.g. by the usage of cable ties.   |
| Note on bending radius                 | <b>Attention:</b> Observe the permissible bending radii when laying cables, as the IP protection class can be endangered by excessive bending forces. |
| <b>Installation   Cable</b>            |   |
| Cable identification                   | 138   |
| Jacket Color                           | yellow  |
| Amount stranding                       | 1   |
| Stranding                              | 6 wires around Core filler twisted  |
| Cable shielding (type)                 | copper braid, tinned  |
| Cable shielding (coverage)             | 85 %  |
| Pair shielding (type)                  | copper braid, tinned  |
| Banding                                | Fleece  |
| Filler                                 | yes   |
| wire arrangement                       | brown, blue, gray, pink, white, black   |
| Cable weight                           | 123,2 g/m   |
| Material jacket                        | PUR   |
| Shore hardness jacket                  | 85 ± 5 Shore A  |
| Freedom from ingredients (jacket)      | lead-free, cadmium-free, CFC-free, halogen-free   |

|  |  |
|--|--|
| Outer-diameter (jacket)                  | 8 mm   |
| Tolerance outer diameter (sheath)        | ± 5 %  |
| Material wire insulation                 | PP   |
| Amount wires                             | 6  |
| Outer diameter insulation                | 1,55 mm  |
| Outer diameter tolerance core insulation | ± 5 %  |
| Shore hardness wire insulation           | 55 ± 5 Shore D   |
| Ingredient freeness wire insulation      | lead-free, cadmium-free, CFC-free, halogen-free, silicone-free |
| Amount strands (wire)                    | 28   |
| Diameter of single wires                 | 0,15 mm  |
| Conductor crosssection (wire)            | 0,5 mm <sup>2</sup>  |
| Material conductor wire                  | Stranded copper wire, bare                                     |
| Conductor type (wire)                    | strand class 6   |
| Traversing distance (C-track)            | 5 m @ 25 °C   horizontal                                       |
| Nominal voltage AC max.                  | 100 V  |
| Current load capacity (standard)         | to DIN VDE 0298-4  |
| Current load capacity min. wire          | 6,3 A  |
| Electrical resistance line constant wire | 39 Ω/km @ 20 °C  |
| AC withstand voltage (wire - wire)       | 1,2 kV @ 60 s  |
| Min. operating temperature (static)      | -40 °C   |
| Max. operating temperature (fixed)       | 80 °C  |
| Operating temperature min. (dynamic)     | -5 °C  |
| Operating temperature max. (dynamic)     | 80 °C  |
| Flame resistance                         | IEC 60332-2-2   UL 1581 § 1100 FT2   UL 1581 § 1090            |
| chemical resistance                      | Good, application-related testing                              |
| Gasoline resistance                      | Good, application-related testing                              |
| Oil resistance                           | DIN EN 60811-404   Good, application-related testing           |
| Bending radius (dynamic)                 | 10 x Outer diameter  |
| Travel speed (C-track)                   | 5 Mio. @ 25 °C   |