

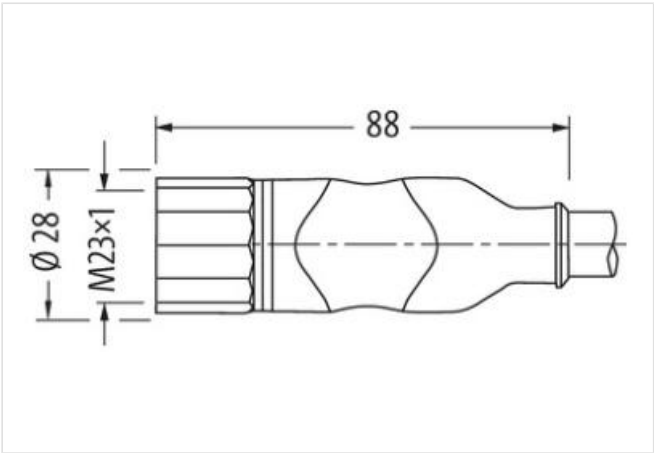
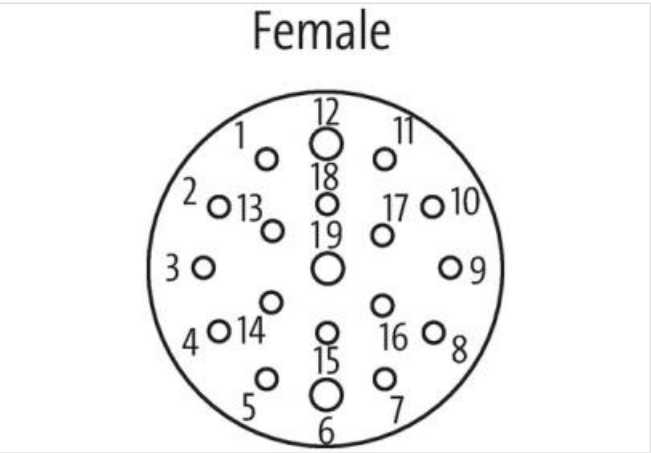

M23 female 0° with cable shielded

PUR 0.34+0.75 shielded gy UL/CSA+drag ch. 30m

Female straight  
M23, 19-pole  
19-pole used  
for 8-way distribution boxes, 5-pole  
Shield on M23 cap nut  
Further cable lengths on request.  
Plastic housings with good resistance against chemicals and oils.  
The resistance to aggressive media should be individually tested for your application. Further details on request.

Link to Product

Illustration



Product may differ from Image

Cable length 30 m

Side 1

Tightening torque	2 Nm
Mounting method	inserted, screwed
Family construction form	M23
Thread	M23 x 1

Material	PUR
Width across flats	SW27
Degree of protection (EN IEC 60529)	IP65, IP67
<b>Commercial data</b>	
ECLASS-6.0	27279218
ECLASS-7.0	27279218
ECLASS-8.0	27279218
ECLASS-9.0	27060311
ECLASS-10.1	27060311
ECLASS-11.1	27060311
ECLASS-12.0	27060311
ETIM-5.0	EC001855
customs tariff number	85444290
GTIN	4048879187695
Packaging unit	1
<b>Electrical data   Supply</b>	
Operating voltage AC max.	125 V
Operating voltage DC max.	125 V
Current operating per contact max.	10 A
<b>Installation   Connection</b>	
Mounting set	M23 x 1
<b>Device protection   Electrical</b>	
Additional condition protection degree	inserted, screwed
<b>Mechanical data   Material data</b>	
Coating of fitting	nickel plated
Material screw connection	Brass
<b>Mechanical data   Mounting data</b>	
Mounting method	inserted, screwed, Shaking protection
<b>Environmental characteristics   Climatic</b>	
Operating temperature min.	-25 °C
Operating temperature max.	85 °C
Additional condition temperature range	depending on cable quality
<b>Important installation notes</b>	
Note on strain relief	Protect the connectors by suitable measures from mechanical loads, e.g. by the usage of cable ties.
Note on bending radius	<b>Attention:</b> Observe the permissible bending radii when laying cables, as the IP protection class can be endangered by excessive bending forces.
<b>Installation   Cable</b>	
Cable identification	401
Jacket Color	gray
Type of Certificate	cURus
Amount stranding	1
Stranding	3 wires twisted
Stranding factor min.	80 mm
Stranding factor max.	80 mm
Amount stranding (type 2)	1
Stranding (type 2)	16 wires around Stranding combination counter-rotating twisted
Stranding factor min. (type 2)	120 mm
Stranding factor max. (type 2)	120 mm
Cable shielding (type)	copper braid, tinned
Cable shielding (coverage)	80 %
Banding	Fleece

wire arrangement	(gray-pink, violet, brown-gray, black, gray-white, red, brown-yellow, pink, yellow-white, gray, brown-green, yellow, green-white, green, red-blue, white), brown, blue, green-yellow
Cable weight	237,6 g/m
Material jacket	PUR
Shore hardness jacket	94 ± 5 Shore A
Freedom from ingredients (jacket)	lead-free, cadmium-free, CFC-free, halogen-free, silicone-free, LABS-free
Outer-diameter (jacket)	11,7 mm
Tolerance outer diameter (sheath)	± 5 %
Material wire insulation	PP
Amount wires	3
Outer diameter insulation	2,6 mm
Outer diameter tolerance core insulation	± 5 %
Shore hardness wire insulation	55 ± 5 Shore D
Ingredient freeness wire insulation	lead-free, cadmium-free, CFC-free, halogen-free, silicone-free
Amount strands (wire)	96
Diameter of single wires	0,1 mm
Conductor crosssection (wire)	0,75 mm <sup>2</sup>
Material conductor wire	Stranded copper wire, bare
Conductor type (wire)	strand class 6
Material wire insulation (Data)	PP
Outer diameter wire insulation (Data)	1,3 mm
Tolerance outer diameter wire insulation (data)	± 5 %
Shore hardness wire insulation (Data)	55 ± 5 Shore D
Ingredient freeness wire insulation (Data)	lead-free, cadmium-free, CFC-free, halogen-free, silicone-free
Amount wires (Data)	16
Amount strands wire (Data)	42
Diameter of single wires (Data)	0,1 mm
Conductor crosssection wire (Data)	0,34 mm <sup>2</sup>
Material conductor wire (Data)	Stranded copper wire, bare
Wire conductor type (Data)	strand class 6
Traversing distance (C-track)	1,8 m @ 25 °C   horizontal
Max. rated voltage (conductor - conductor)	300 V
Max. rated voltage (conductor - ground)	300 V
Current load capacity (standard)	to DIN VDE 0298-4
Current load capacity min. wire	12 A
Current load capacity min. Wire (Data)	4 A
Electrical resistance line constant wire	26 Ω/km @ 20 °C
Electrical resistance coating wire (Data)	53 Ω/km @ 20 °C
AC withstand voltage (wire - wire)	2 kV @ 60 s
Power frequency withstand voltage (wire - jacket)	2 kV @ 60 s
AC withstand voltage (wire - shield)	2 kV @ 60 s
Min. operating temperature (static)	-40 °C
Max. operating temperature (fixed)	90 °C
Operating temperature min. (dynamic)	-40 °C
Operating temperature max. (dynamic)	90 °C
Flame resistance	UL 1581 § 1090   UL 1581 § 1100 FT2   IEC 60332-2-2
chemical resistance	Good, application-related testing
Gasoline resistance	Good, application-related testing
Oil resistance	DIN EN 60811-404   Good, application-related testing
Bending radius (installation)	x Outer diameter
Bending radius (fixed)	10 x Outer diameter
Bending radius (dynamic)	12 x Outer diameter
Travel speed (C-track)	5 Mio. @ 25 °C