

SVS VALVE PLUG FORM A 18MM FIELD-WIREABLE

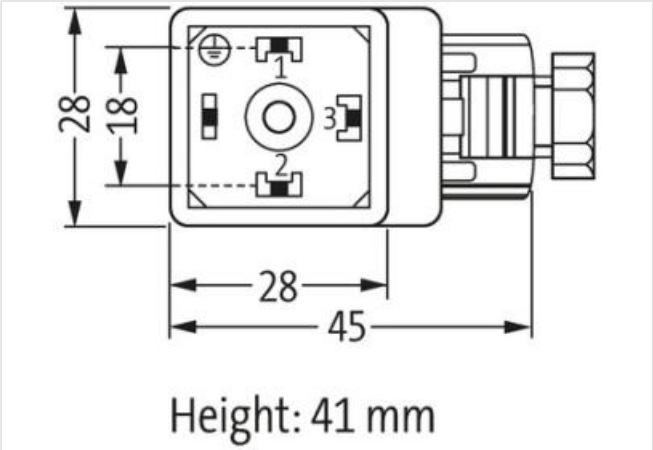
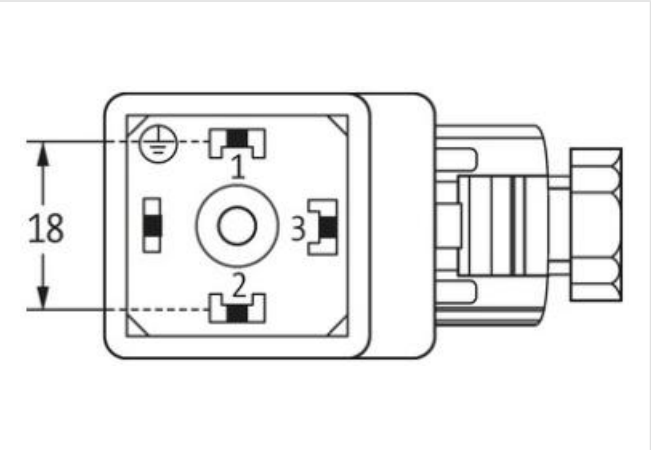
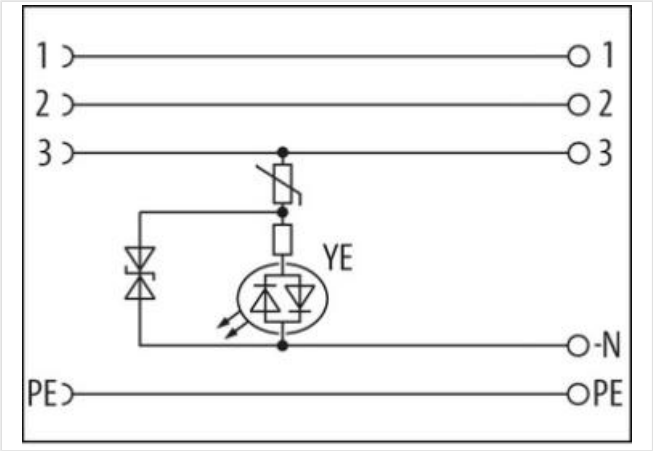
24...230V LED PG9

Form A (18 mm) for pressure switch  
24...230 V AC/DC  
LED yellow (3)  
PG9

Plastic housings with good resistance against chemicals and oils.  
The resistance to aggressive media should be individually tested for your application. Further details on request.

Link to Product

Illustration



Product may differ from Image



Side 1	
Mounting method	inserted, screwed
Degree of protection (EN IEC 60529)	IP65
Commercial data	
ECLASS-6.0	27279221

ECLASS-7.0	27440104
ECLASS-8.0	27440104
ECLASS-9.0	27440102
ECLASS-10.1	27440105
ECLASS-11.1	27440105
ECLASS-12.0	27440105
ETIM-5.0	EC002062
customs tariff number	85366990
GTIN	4048879187459
Packaging unit	1

#### Electrical data | Supply

Operating voltage AC min.	24 V
Operating voltage AC max.	230 V
Operating voltage DC min.	24 V
Operating voltage DC max.	230 V
Current operating per contact max.	4 A

#### Diagnostics

Status indication LED	yellow
-----------------------	--------

#### Installation

Connection cross section max.	1,5 mm <sup>2</sup>
-------------------------------	---------------------

#### Installation | Connection

Tightening torque	0,4 Nm
Mounting set	M3

#### Installation | Pin assignment

No. of poles	3 + PE
--------------	--------

#### Device protection | Electrical

Additional condition protection degree	inserted, screwed
Pollution Degree	2
Rated surge voltage	4 kV
Material group (IEC 60664-1)	III

#### Mechanical data | Mounting data

Mounting method	PG9
Clamping range min.	5 mm
Clamping range max.	9,5 mm

#### Environmental characteristics | Climatic

Operating temperature min.	-20 °C
Operating temperature max.	60 °C

#### Important installation notes

Note on strain relief	Protect the connectors by suitable measures from mechanical loads, e.g. by the usage of cable ties.
Note on bending radius	<b>Attention:</b> Observe the permissible bending radii when laying cables, as the IP protection class can be endangered by excessive bending forces.