

SVS ECO LED VALVE PLUG FORM B 11MM LED 24V

2+PE field-wireable M16x1.5

Form BI (11 mm)

 24 V AC/DC $\pm 15\%$

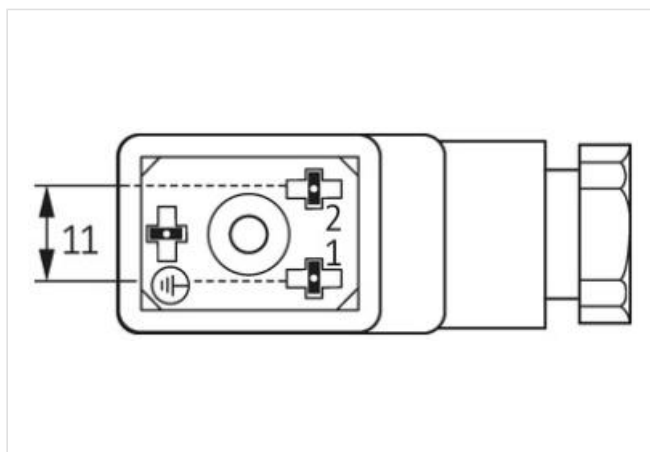
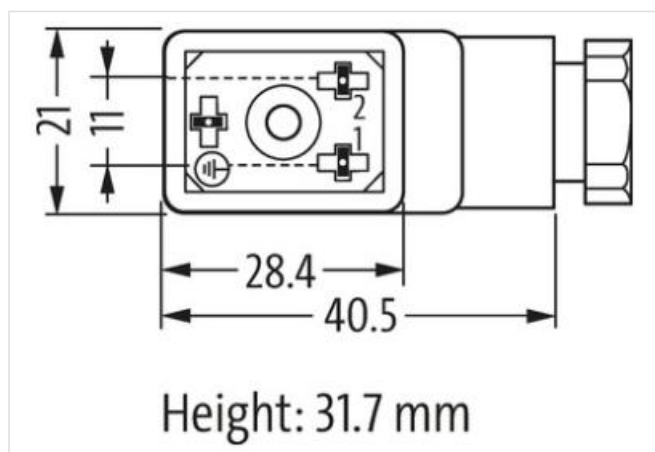
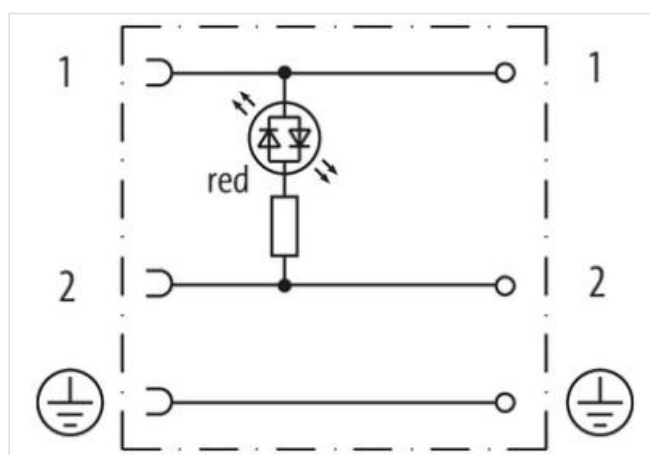
LED and VDR

metric

field-wireable

Plastic housings with good resistance against chemicals and oils.

The resistance to aggressive media should be individually tested for your application. Further details on request.

[Link to Product](#)
Illustration


Product may differ from Image


Side 1

Mounting method inserted, screwed

Degree of protection (EN IEC 60529) IP65

Commercial data

ECLASS-6.0	27279221
ECLASS-7.0	27440104
ECLASS-8.0	27440104
ECLASS-9.0	27440102
ETIM-5.0	EC002062
customs tariff number	85366990
GTIN	4048879187145
Packaging unit	1

Electrical data | Supply

Operating voltage AC	24 V
Operating voltage AC min.	20,4 V
Operating voltage AC max.	26,4 V
Operating voltage DC	24 V
Operating voltage DC min.	20,4 V
Operating voltage DC max.	26,4 V
Current operating per contact max.	10 A

Diagnostics

Status indication LED	red
-----------------------	-----

Installation

Connection cross section min.	0,5 mm ²
Connection cross section max.	1,5 mm ²

Installation | Connection

Tightening torque	0,4 Nm
Tightening torque clamping screw	0,2 Nm
Mounting set	M16 x 1.5

Installation | Pin assignment

No. of poles	2 + PE
--------------	--------

Device protection | Electrical

Additional condition protection degree	inserted, screwed
--	-------------------

Mechanical data | Material data

Color housing	opaque
Material gasket	NBR
Material housing	PA

Mechanical data | Mounting data

fastening screw	M3
Clamping range min.	6 mm
Clamping range max.	8 mm

Environmental characteristics | Climatic

Operating temperature min.	-40 °C
Operating temperature max.	90 °C

Important installation notes

Note on strain relief	Protect the connectors by suitable measures from mechanical loads, e.g. by the usage of cable ties.
Note on bending radius	Attention: Observe the permissible bending radii when laying cables, as the IP protection class can be endangered by excessive bending forces.