

T-Coupler M12 male/M12 male+cable+M12 female A-cod

3-pol. / 3-pol. + 5-pol.

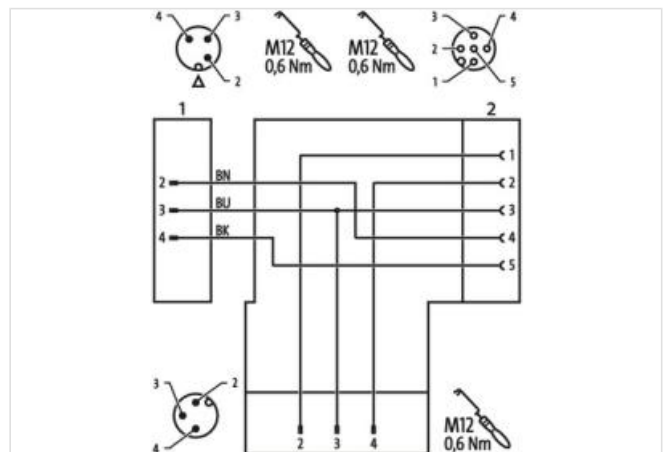
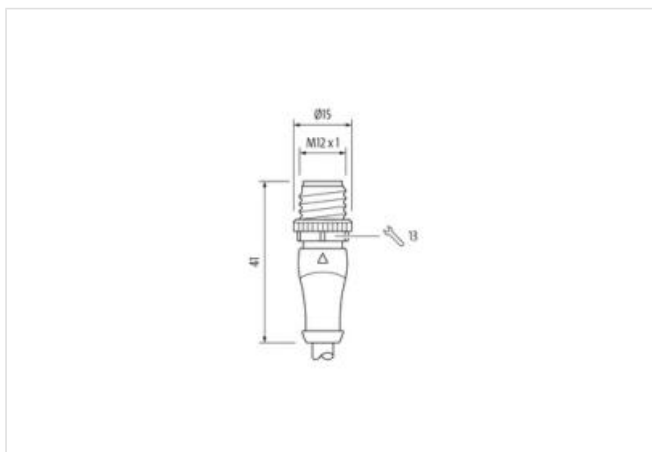
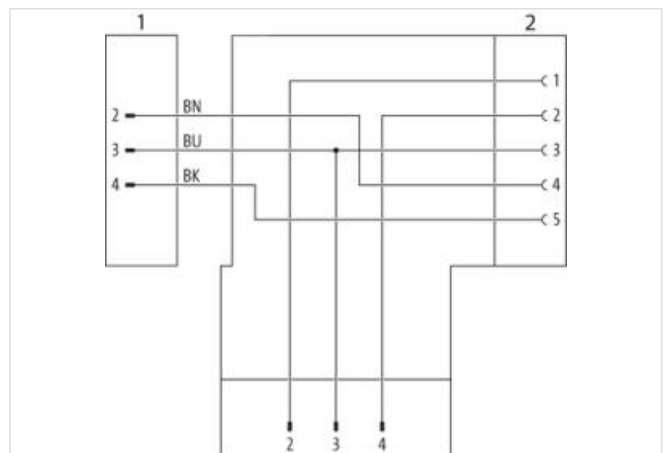
T-coupler

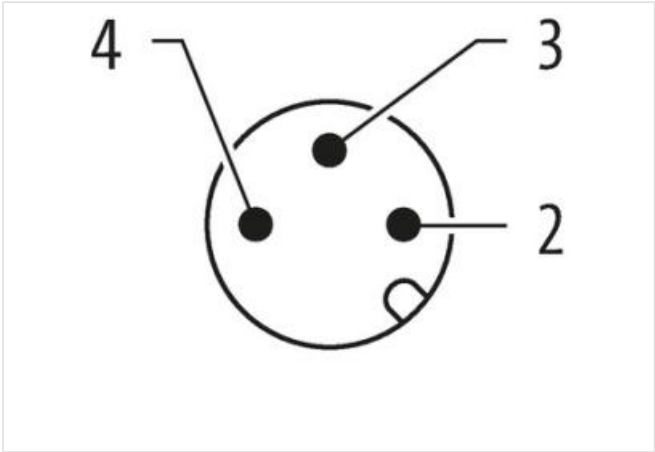
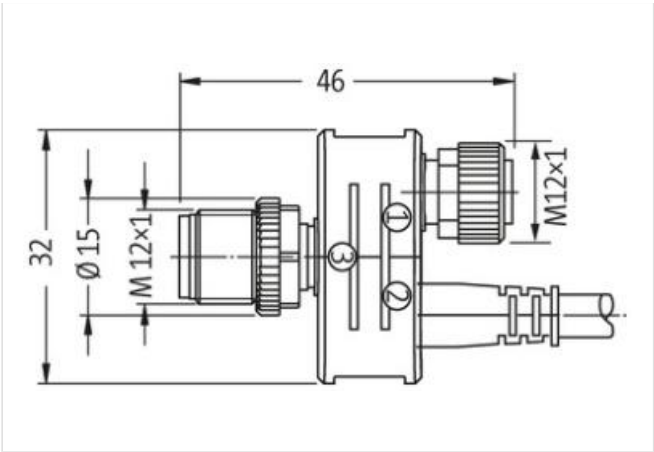
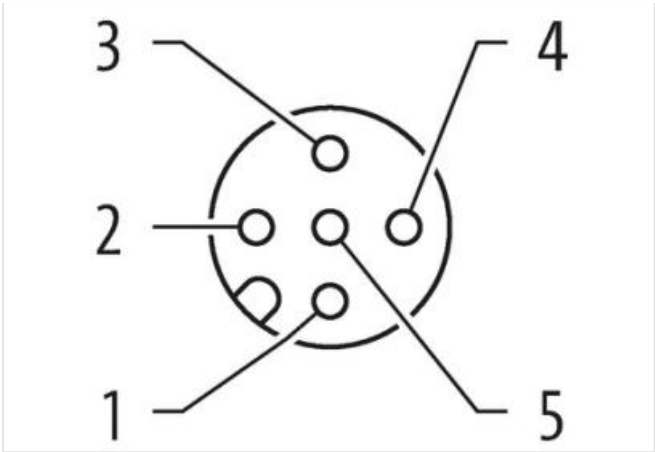
Male straight – female/male straight

Connection cable 0.15 m

Plastic housings with good resistance against chemicals and oils.

The resistance to aggressive media should be individually tested for your application. Further details on request.

[Link to Product](#)**Illustration**



Product may differ from Image



Side 1

| | |
|-------------------------------------|--------------------|
| Mounting method | screwed, pluggable |
| Family construction form | M12 |
| Coding | A |
| No. of poles | 3 |
| Degree of protection (EN IEC 60529) | IP67 |

Side 2

| | |
|-------------------------------------|--------------------|
| Mounting method | screwed, pluggable |
| Family construction form | M12 |
| Coding | A |
| No. of poles | 5 |
| Degree of protection (EN IEC 60529) | IP67 |

Side 3

| | |
|-------------------------------------|--------------------|
| Mounting method | screwed, pluggable |
| Family construction form | M12 |
| Coding | A |
| No. of poles | 3 |
| Degree of protection (EN IEC 60529) | IP67 |

| Commercial data | |
|--|---|
| ECLASS-6.0 | 27143423 |
| ECLASS-6.1 | 27279221 |
| ECLASS-7.0 | 27440104 |
| ECLASS-8.0 | 27440104 |
| ECLASS-9.0 | 27060313 |
| ECLASS-10.1 | 27060313 |
| ECLASS-11.1 | 27060313 |
| ECLASS-12.0 | 27060313 |
| ETIM-5.0 | EC002062 |
| customs tariff number | 85444290 |
| GTIN | 4065909081013 |
| Packaging unit | 1 |
| Electrical data Supply | |
| Operating voltage AC max. | 30 V |
| Operating voltage DC max. | 30 V |
| Current operating per contact max. | 4 A |
| Diagnostics | |
| Status indication LED | no |
| Installation Connection | |
| Tightening torque | 0,6 Nm |
| Mounting set | M12 x 1 |
| Width across flats | SW 13 |
| Device protection Electrical | |
| Degree of protection (EN IEC 60529) | IP67 |
| Pollution Degree | 3 |
| Rated surge voltage | 1,5 kV |
| Material group (IEC 60664-1) | I |
| Mechanical data Material data | |
| Coating of fitting | nickel plated, vermessingt |
| Material screw connection | Zinc die-casting |
| Environmental characteristics Climatic | |
| Operating temperature min. | -25 °C |
| Operating temperature max. | 80 °C |
| Important installation notes | |
| Note on strain relief | Protect the connectors by suitable measures from mechanical loads, e.g. by the usage of cable ties. |
| Note on bending radius | Attention: Observe the permissible bending radii when laying cables, as the IP protection class can be endangered by excessive bending forces. |
| Conformity | |
| Product standard | DIN EN 61076-2-101 |