

M12 male 0° / M12 male 90° D-cod. shielded

PUR 1x4xAWG22 shielded gn UL/CSA+drag ch. 24m

Product fulfills requirements according to UN/ECE R118

Ethernet CAT5

Male 90° – male straight

M12 – M12, 4-pole

D-coded

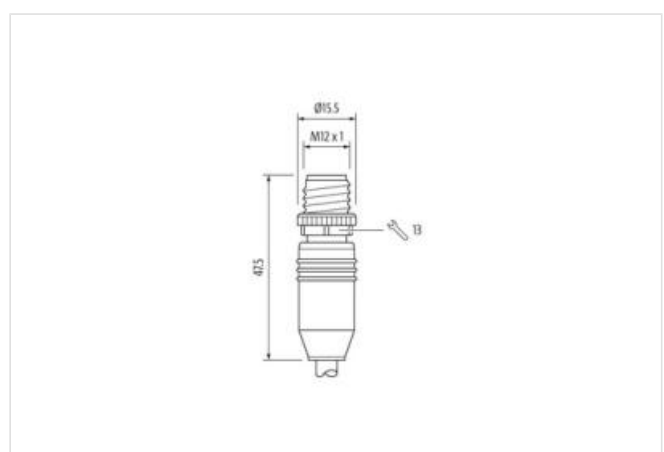
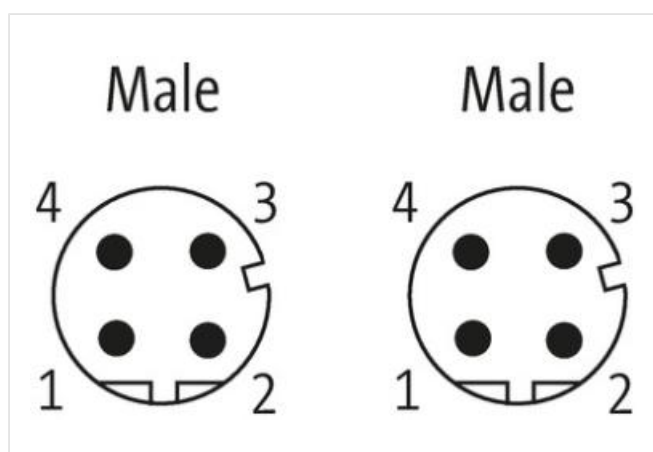
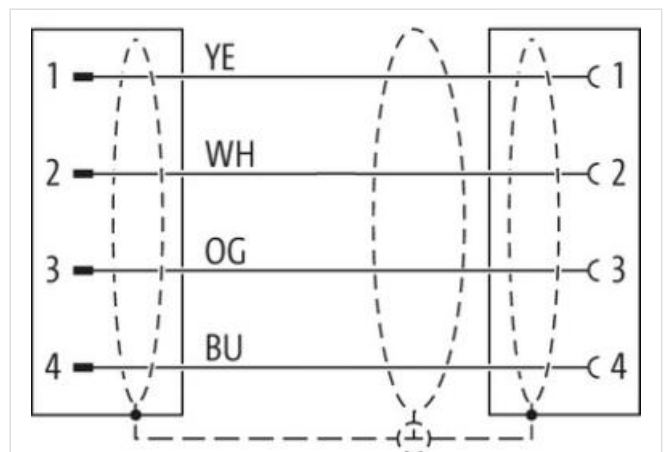

shielded

Transmission properties with channel transmission up to 100 m

Further cable lengths on request.

Plastic housings with good resistance against chemicals and oils.

The resistance to aggressive media should be individually tested for your application. Further details on request.

[Link to Product](#)**Illustration**



Product may differ from Image



Cable length	24 m
Side 1	
Tightening torque	0,6 Nm
Family construction form	M12
Thread	M12 x 1
Coding	D
Material	PUR
Width across flats	SW13
Side 2	
Tightening torque	0,6 Nm
Family construction form	M12
Thread	M12 x 1
Coding	D
Material	PUR
Commercial data	
ECLASS-6.0	27061801
ECLASS-6.1	27060307
ECLASS-7.0	27060307
ECLASS-8.0	27060307
ECLASS-9.0	27060307
ECLASS-10.1	27060307
ECLASS-11.1	27060307
ECLASS-12.0	27060307
ETIM-5.0	EC002599
customs tariff number	85444290
GTIN	4065909007280
Packaging unit	1
Electrical data Supply	
Operating voltage DC max.	60 V
Current operating per contact max.	1,5 A
Industrial communication	

Transfer parameters	CAT5, Class D (ISO/IEC 11801:2002), (EN 50173-1)
---------------------	--

Data transmission rate max.	100 MBit/s
-----------------------------	------------

Industrial communication | Ethernet functionality

duplex	Full duplex
--------	-------------

Device protection | Electrical

Degree of protection (EN IEC 60529)	IP65, IP67, IP68, IP66K
-------------------------------------	-------------------------

Additional condition protection degree	inserted, screwed
--	-------------------

Pollution Degree	3
------------------	---

Rated surge voltage	1,5 kV
---------------------	--------

Material group (IEC 60664-1)	I
------------------------------	---

Mechanical data

Contour for corrugated hose	without
-----------------------------	---------

Mechanical data | Material data

Coating locking	Nickeled
-----------------	----------

Locking material	Zinc die-casting
------------------	------------------

Mechanical data | Mounting data

Mounting method	inserted, screwed, Shaking protection
-----------------	---------------------------------------

Environmental characteristics | Climatic

Operating temperature min.	-25 °C
----------------------------	--------

Operating temperature max.	85 °C
----------------------------	-------

Additional condition temperature range	depending on cable quality
--	----------------------------

Important installation notes

Note on strain relief	Protect the connectors by suitable measures from mechanical loads, e.g. by the usage of cable ties.
-----------------------	---

Note on bending radius	Attention: Observe the permissible bending radii when laying cables, as the IP protection class can be endangered by excessive bending forces.
------------------------	---

Conformity

Product standard	DIN EN 61076-2-101 (M12)
------------------	--------------------------

Installation | Cable

Cable identification	796
----------------------	-----

Jacket Color	green
--------------	-------

Type of Certificate	cURus
---------------------	-------

Amount stranding	1
------------------	---

Stranding	4 wires around Core filler twisted
-----------	------------------------------------

Cable shielding (type)	copper braid, tinned
------------------------	----------------------

Cable shielding (coverage)	85 %
----------------------------	------

Banding	Fleece, Foil
---------	--------------

Filler	yes
--------	-----

wire arrangement	white, yellow, blue, orange
------------------	-----------------------------

Cable weight	69,3 g/m
--------------	----------

Material jacket	PUR
-----------------	-----

Shore hardness jacket	89 Shore A
-----------------------	------------

Freedom from ingredients (jacket)	lead-free, cadmium-free, CFC-free, halogen-free, silicone-free
-----------------------------------	--

Outer-diameter (jacket)	6,7 mm
-------------------------	--------

Tolerance outer diameter (sheath)	± 5 %
-----------------------------------	-------

Material inner jacket	FRNC
-----------------------	------

Color (inner jacket)	natur
----------------------	-------

Material wire insulation	PE
--------------------------	----

Amount wires	4
--------------	---

Outer diameter insulation	1,4 mm
---------------------------	--------

Outer diameter tolerance core insulation	± 5 %
--	-------

Shore hardness wire insulation	65 Shore D
--------------------------------	------------

Ingredient freeness wire insulation	lead-free, CFC-free, halogen-free
Amount strands (wire)	7
Diameter of single wires	22 AWG
Conductor crosssection (wire)	22 AWG
Material conductor wire	Stranded copper wire, bare
Traversing distance (C-track)	5 m @ 25 °C
Travel speed (C-track)	3 Mio. @ 25 °C
Travel speed (C-track)	3,3 m/s @ 25 °C
Nominal voltage AC max.	300 V
Current load capacity (standard)	to DIN VDE 0298-4
Current load capacity min. wire	4,8 A
Characteristic impedance	100 $\Omega \pm 15\%$ @ 100 MHz
Electrical resistance line constant wire	55 Ω /km @ 20 °C
AC withstand voltage (wire - wire)	2 kV @ 60 s
Electrical capacity line constant (wire - wire)	50000 pF/km
Power frequency withstand voltage (wire - jacket)	2 kV @ 60 s
AC withstand voltage (wire - shield)	2 kV @ 60 s
Loop resistance	5000 M Ω × km
Min. operating temperature (static)	-40 °C
Max. operating temperature (fixed)	80 °C
Operating temperature min. (dynamic)	-30 °C
Operating temperature max. (dynamic)	70 °C
Flame resistance	IEC 60332-2-2 UL 1581 § 1090 UL 1581 § 1100 FT2
chemical resistance	Good, application-related testing
Gasoline resistance	Good, application-related testing
Oil resistance	DIN EN 60811-404 Good, application-related testing
Bending radius (fixed)	5 x Outer diameter
Bending radius (dynamic)	12 x Outer diameter
No. of torsion cycles	1 Mio. 25 °C
Torsion stress	± 180 °/m