

**RJ45 Professional male 0° IDC**

4-pol., 0,14 - 0,34mm<sup>2</sup>, 4,5 - 9mm, shielded, CAT5

Ethernet CAT5

Male straight

RJ45, 4-pole

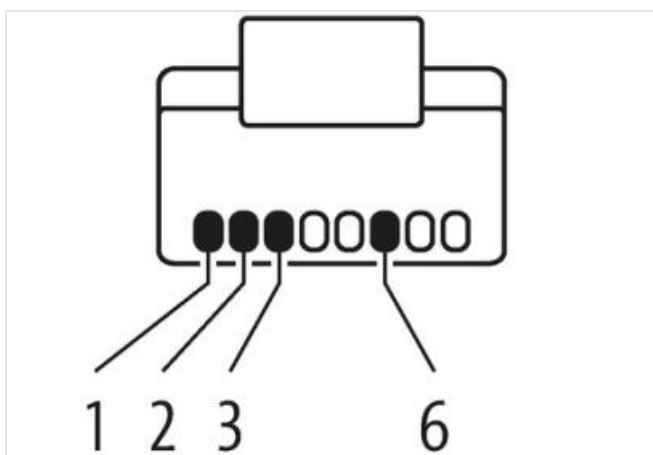
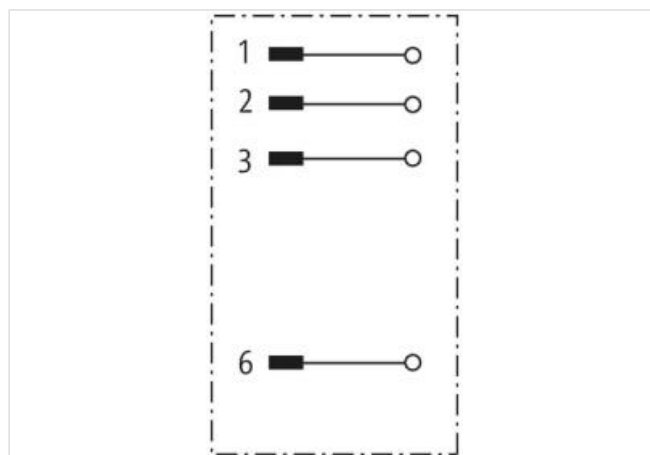
shielded

Protection IP20


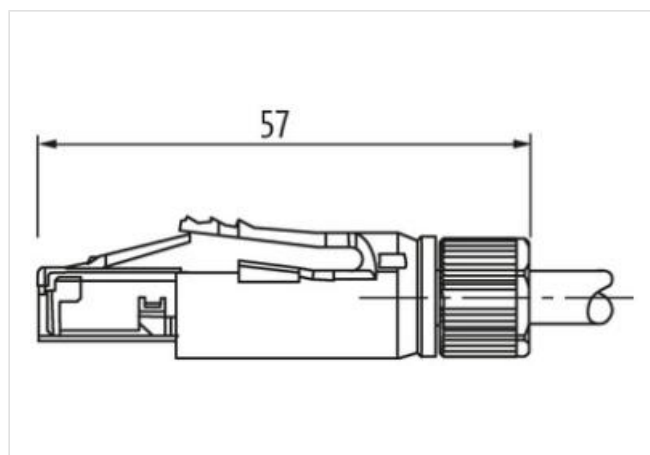
Quick connection technology

Plastic housings with good resistance against chemicals and oils.

The resistance to aggressive media should be individually tested for your application. Further details on request.

**[Link to Product](#)****Illustration**

Product may differ from Image

**Commercial data**

ECLASS-6.0 27279221

ECLASS-6.1 27260703

|                       |               |
|-----------------------|---------------|
| ECLASS-7.0            | 2744010       |
| ECLASS-8.0            | 2744010       |
| ECLASS-9.0            | 27440114      |
| ECLASS-10.1           | 2744010       |
| ECLASS-11.1           | 2744010       |
| ECLASS-12.0           | 27440114      |
| ETIM-5.0              | EC002635      |
| customs tariff number | 85366990      |
| GTIN                  | 4048879409346 |
| Packaging unit        | 1             |

#### Electrical data | Supply

|                                    |      |
|------------------------------------|------|
| Operating voltage DC max.          | 60 V |
| Current operating per contact max. | 2 A  |

#### Industrial communication

|                             |  |
|-----------------------------|--|
| Transfer parameters         | CAT5, Class D (ISO/IEC 11801:2002), (EN 50173-1) |
| Data transmission rate max. | 100 MBit/s                                       |

#### Industrial communication | Ethernet functionality

|        |             |
|--------|-------------|
| duplex | Full duplex |
|--------|-------------|

#### Installation

|                               |                      |
|-------------------------------|----------------------|
| Connection cross section min. | 0,14 mm <sup>2</sup> |
| Connection cross section max. | 0,34 mm <sup>2</sup> |
| AWG number min.               | 26                   |
| AWG number max.               | 22                   |

#### Installation | Connection

|                               |        |
|-------------------------------|--------|
| Wire insulation diameter max. | 1,6 mm |
|-------------------------------|--------|

#### Device protection | Electrical

|                                     |      |
|-------------------------------------|------|
| Degree of protection (EN IEC 60529) | IP20 |
|-------------------------------------|------|

#### Mechanical data | Mounting data

|                     |        |
|---------------------|--------|
| Clamping range min. | 4,5 mm |
| Clamping range max. | 9 mm   |

#### Environmental characteristics | Climatic

|                            |        |
|----------------------------|--------|
| Operating temperature min. | -40 °C |
| Operating temperature max. | 70 °C  |

#### Important installation notes

|                        |   |
|------------------------|---|
| Note on strain relief  | Protect the connectors by suitable measures from mechanical loads, e.g. by the usage of cable ties.   |
| Note on bending radius | <b>Attention:</b> Observe the permissible bending radii when laying cables, as the IP protection class can be endangered by excessive bending forces. |