

**RJ45 male 45° down / RJ45 male 45° down shielded**

PUR 1x4xAWG22 shielded rd UL/CSA+drag ch. 1.5m

Ethernet CAT5

Male 45° down – male 45° down

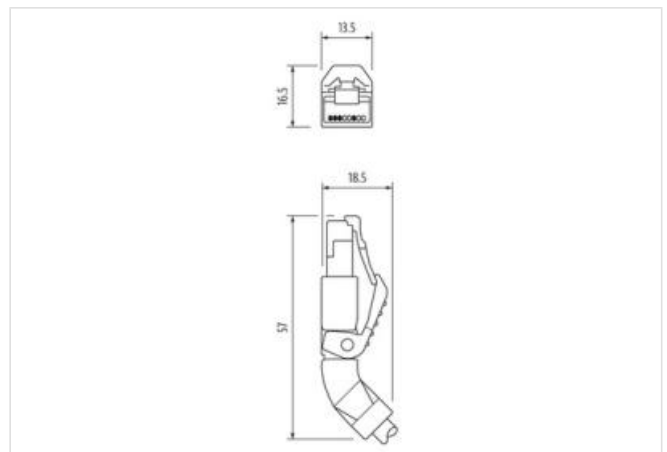
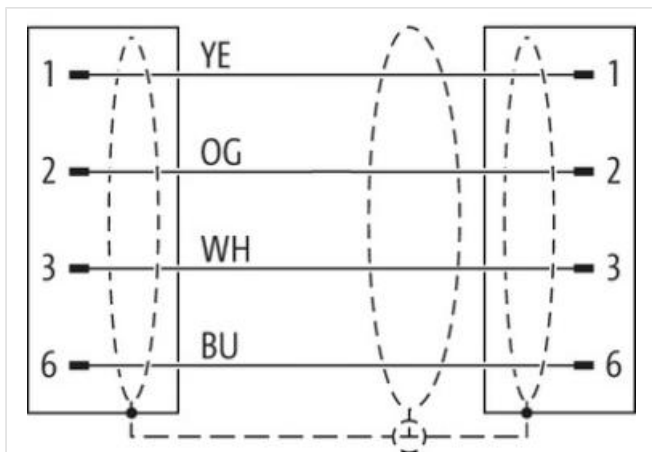
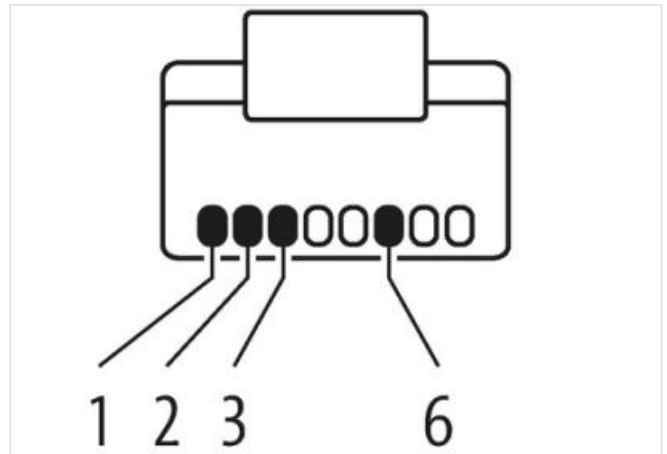

RJ45 – RJ45, 4-pole

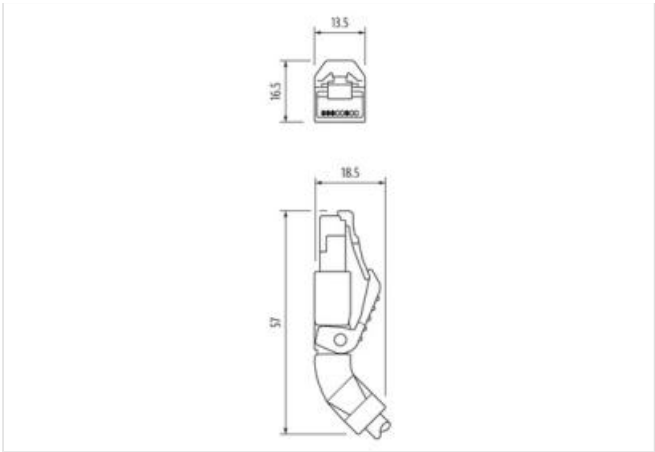
shielded

Further cable lengths on request.


Plastic housings with good resistance against chemicals and oils.

The resistance to aggressive media should be individually tested for your application. Further details on request.

[Link to Product](#)**Illustration**



Product may differ from Image



Cable length	1,5 m
Side 1	
Family construction form	RJ45
Commercial data	
ECLASS-6.0	27061801
ECLASS-6.1	27060307
ECLASS-7.0	27060307
ECLASS-8.0	27060307
ECLASS-9.0	27060307
ECLASS-10.1	27060307
ECLASS-11.1	27060307
ECLASS-12.0	27060307
ETIM-5.0	EC002599
customs tariff number	85444210
GTIN	4048879623582
Packaging unit	1
Electrical data   Supply	
Operating voltage DC max.	60 V
Operating voltage DC max. (UL-listed)	30 V
Current operating per contact max.	1,5 A
Industrial communication	
Transfer parameters	CAT5, Class D (ISO/IEC 11801:2002), (EN 50173-1)
Data transmission rate max.	100 MBit/s
Industrial communication   Ethernet functionality	
duplex	Full duplex
Device protection   Electrical	
Degree of protection (EN IEC 60529)	IP20
Pollution Degree	3
Rated surge voltage	1 kV
Material group (IEC 60664-1)	I
Mechanical data	

Contour for corrugated hose without

#### Mechanical data | Material data

Material housing PUR

#### Environmental characteristics | Climatic

Operating temperature min. -25 °C

Operating temperature max. 85 °C

Additional condition temperature range depending on cable quality

#### Important installation notes

Note on strain relief Protect the connectors by suitable measures from mechanical loads, e.g. by the usage of cable ties.

Note on bending radius **Attention:** Observe the permissible bending radii when laying cables, as the IP protection class can be endangered by excessive bending forces.

#### Installation | Cable

wire arrangement white, yellow, blue, orange

Cable identification 792

Jacket Color red

Type of Certificate cURus

Amount stranding 1

Stranding 4 wires around Core filler twisted

Cable shielding (type) copper braid, tinned

Cable shielding (coverage) 85 %

Banding Fleece, Foil

Filler yes

wire arrangement white, yellow, blue, orange

Cable weight 69,3 g/m

Material jacket PUR

Shore hardness jacket 89 Shore A

Freedom from ingredients (jacket) lead-free, cadmium-free, CFC-free, halogen-free, silicone-free

Outer-diameter (jacket) 6,7 mm

Tolerance outer diameter (sheath)  $\pm 5\%$

Material inner jacket FRNC

Color (inner jacket) natur

Material wire insulation PE

Amount wires 4

Outer diameter insulation 1,4 mm

Outer diameter tolerance core insulation  $\pm 5\%$

Shore hardness wire insulation 65 Shore D

Ingredient freeness wire insulation lead-free, CFC-free, halogen-free

Amount strands (wire) 7

Diameter of single wires 22 AWG

Conductor crosssection (wire) 22 AWG

Material conductor wire Stranded copper wire, bare

Nominal voltage AC max. 300 V

Current load capacity (standard) to DIN VDE 0298-4

Current load capacity min. wire 4,8 A

Characteristic impedance  $100\ \Omega \pm 15\% @ 100\text{ MHz}$

Electrical resistance line constant wire  $55\ \Omega/\text{km} @ 20\text{ °C}$

AC withstand voltage (wire - wire) 2 kV @ 60 s

Electrical capacity line constant (wire - wire) 50000 pF/km

Power frequency withstand voltage (wire - jacket) 2 kV @ 60 s

AC withstand voltage (wire - shield) 2 kV @ 60 s

Isolation resistance  $5000\ \text{M}\Omega \times \text{km}$

Min. operating temperature (static) -40 °C

Max. operating temperature (fixed)	80 °C
Operating temperature min. (dynamic)	-30 °C
Operating temperature max. (dynamic)	70 °C
Flame resistance	UL 1581 § 1090   UL 1581 § 1100 FT2   IEC 60332-2-2
chemical resistance	Good, application-related testing
Gasoline resistance	Good, application-related testing
Oil resistance	DIN EN 60811-404   Good, application-related testing
Bending radius (fixed)	5 x Outer diameter
Bending radius (dynamic)	12 x Outer diameter
No. of bending cycles (C-track)	3 Mio.
Traversing distance (C-track)	5 m @ 25 °C
Travel speed (C-track)	3,3 m/s @ 25 °C
No. of torsion cycles	1 Mio.
Torsion stress	± 180 °/m