

M8 male 0° / M12 female 0° A-cod. LED

PUR 3x0.25 gy UL/CSA+robot+drag ch. 3m

Male straight – female straight

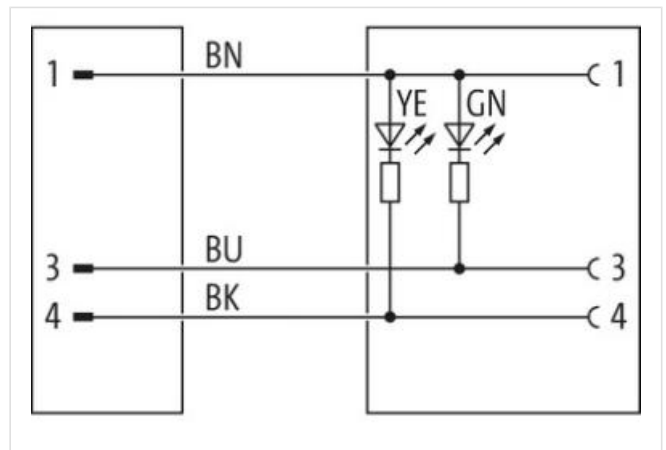
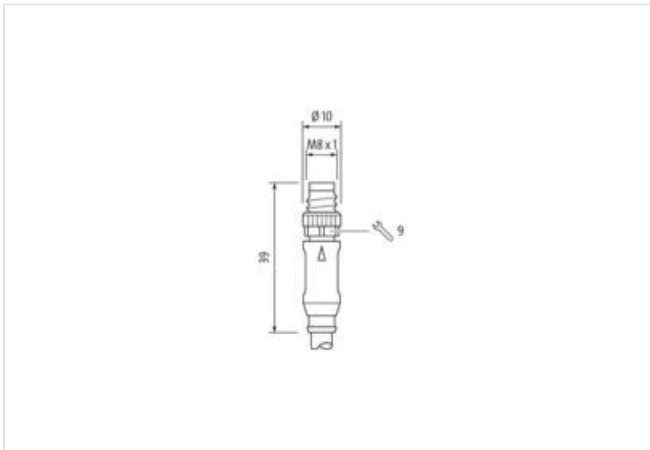
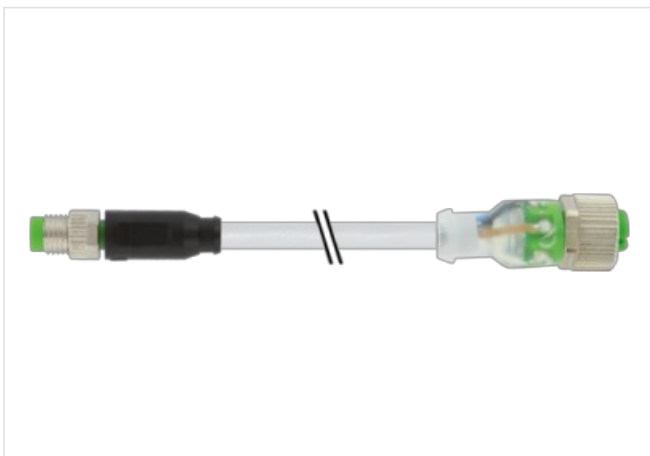
M8 – M12, 3-pole

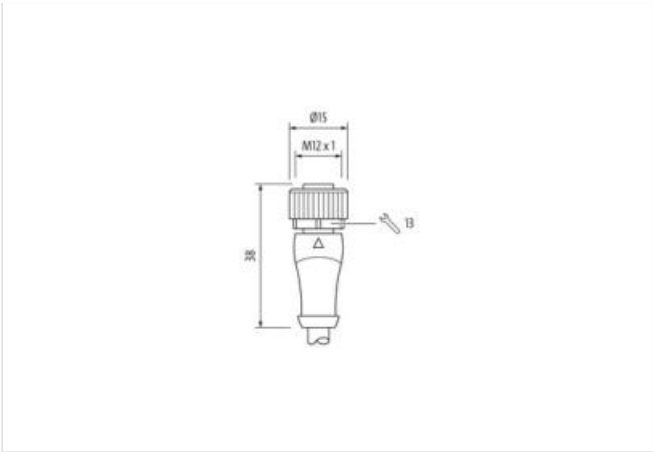
2× LED (PNP), (NPN) on request

Further cable lengths on request.

Plastic housings with good resistance against chemicals and oils.

The resistance to aggressive media should be individually tested for your application. Further details on request.

[Link to Product](#)**Illustration**



Product may differ from Image



| | |
|---|---------------|
| Cable length | 3 m |
| Side 1 | |
| Tightening torque | 0,4 Nm |
| Family construction form | M8 |
| Thread | M8 x 1 |
| suitable for corrugated tube (internal Ø) | 6,5 mm |
| No. of poles | 3 |
| Width across flats | SW9 |
| Side 2 | |
| Tightening torque | 0,6 Nm |
| Family construction form | M12 |
| Thread | M12 x 1 |
| suitable for corrugated tube (internal Ø) | 10 mm |
| No. of poles | 3 |
| Width across flats | SW13 |
| Commercial data | |
| ECLASS-6.0 | 27279218 |
| ECLASS-7.0 | 27279218 |
| ECLASS-8.0 | 27279218 |
| ECLASS-9.0 | 27060311 |
| ECLASS-10.1 | 27060311 |
| ECLASS-11.1 | 27060311 |
| ECLASS-12.0 | 27060311 |
| ETIM-5.0 | EC001855 |
| customs tariff number | 85444290 |
| GTIN | 4048879835107 |
| Packaging unit | 1 |
| Electrical data Supply | |
| Operating voltage DC | 24 V |
| Operating voltage DC min. | 18 V |
| Operating voltage DC max. | 30 V |
| Operating voltage DC max. (UL-listed) | 30 V |

Current operating per contact max. 4 A

Diagnostics

Status indication LED green, yellow

Device protection | Electrical

Degree of protection (EN IEC 60529) IP65, IP67, IP68, IP66K

Additional condition protection degree inserted, screwed

Pollution Degree 3

Rated surge voltage 0,8 kV

Material group (IEC 60664-1) I

Mechanical data | Material data

Coating locking safe-cover coated

Material housing PUR

Locking material Zinc die-casting

Mechanical data | Mounting data

Mounting method inserted, screwed, Shaking protection

Environmental characteristics | Climatic

Operating temperature min. -25 °C

Operating temperature max. 85 °C

Additional condition temperature range depending on cable quality

Conformity

Product standard DIN EN 61076-2-101 (M12), DIN EN 61076-2-114 (M8)

Installation | Cable

Cable identification 250

Cable Type 5

Jacket Color gray

Type of Certificate cURus

Amount stranding 1

Stranding 3 wires twisted

wire arrangement brown, black, blue

No. of bending cycles (C-track) 10 Mio. @ 25 °C

Cable weight 26,4 g/m

Material jacket PUR

Shore hardness jacket 58 ± 3 Shore D

Freedom from ingredients (jacket) lead-free, cadmium-free, CFC-free, halogen-free, silicone-free

Outer-diameter (jacket) 4,3 mm

Tolerance outer diameter (sheath) ± 5 %

Material wire insulation PP

Amount wires 3

Outer diameter insulation 1,25 mm

Outer diameter tolerance core insulation ± 5 %

Shore hardness wire insulation 74 ± 3 Shore D

Ingredient freeness wire insulation lead-free, cadmium-free, CFC-free, halogen-free, silicone-free

Amount strands (wire) 32

Diameter of single wires 0,1 mm

Conductor crosssection (wire) 0,25 mm²

Material conductor wire Stranded copper wire, bare

Conductor type (wire) strand class 6

Traversing distance (C-track) 5 m @ 25 °C | horizontal

Current load capacity (standard) to DIN VDE 0298-4

Current load capacity min. wire 4,5 A

Electrical resistance line constant wire 79 Ω/km @ 20 °C

| | |
|---|--|
| Nominal voltage power AC max. | 300 V |
| Power frequency withstand voltage power (wire - jacket) | 2,5 kV @ 60 s |
| AC withstand voltage power (wire - wire) | 2,5 kV @ 60 s |
| Min. operating temperature (static) | -40 °C |
| Max. operating temperature (fixed) | 80 °C / 90 °C @ 10000 h Operation |
| Operating temperature min. (dynamic) | -25 °C |
| Operating temperature max. (dynamic) | 80 °C / 90 °C @ 10000 h Operation |
| Flame resistance | IEC 60332-2-2 UL 1581 § 1100 FT2 UL 1581 § 1090 |
| chemical resistance | Good, application-related testing |
| Gasoline resistance | Good, application-related testing |
| Oil resistance | Good, application-related testing DIN EN 60811-404 |
| Bending radius (fixed) | 5 x Outer diameter |
| Bending radius (dynamic) | 10 x Outer diameter |
| No. of torsion cycles | 1 Mio. |
| Torsion speed | 35 cycles/min |
| Torsion stress | ± 360 °/m |