

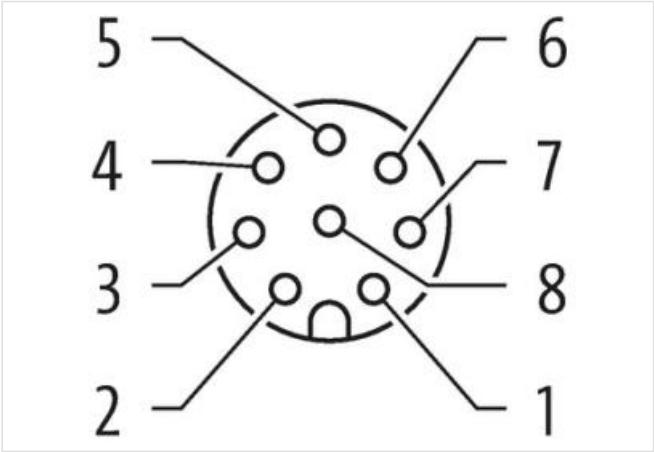
M8 male 0° / M8 female 0° A-cod.

PUR 8x0.14 bk UL 0.6m

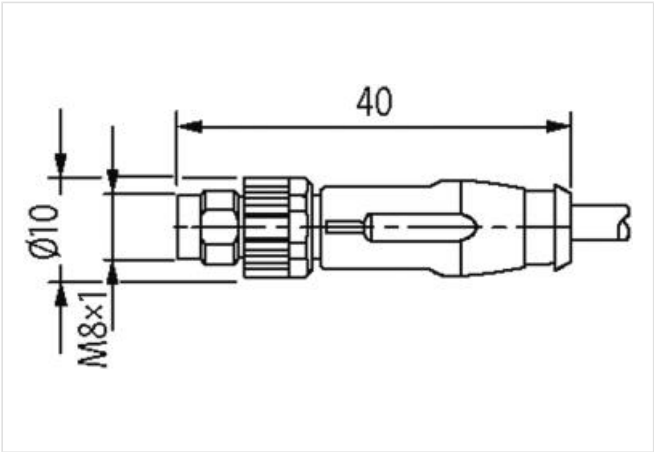
Male straight – female straight  
M8, 8-pole  
with cable sleeves  
Plastic housings with good resistance against chemicals and oils.  
The resistance to aggressive media should be individually tested for your application. Further details on request.  
Further cable lengths on request.

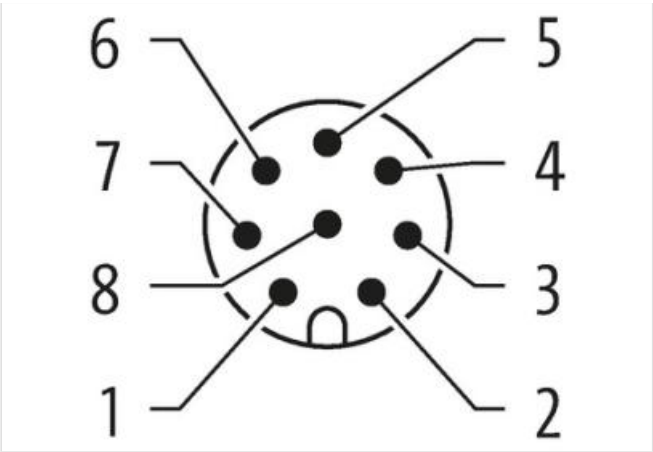
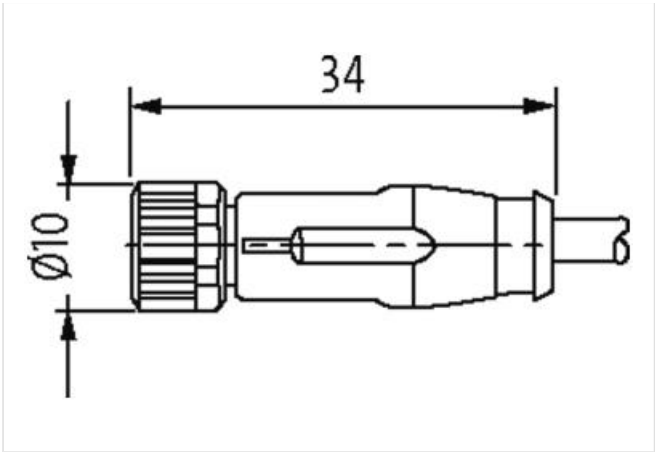
Link to Product

Illustration



1	WH	↔	1
2	BN	↔	2
3	GN	↔	3
4	YE	↔	4
5	GY	↔	5
6	PK	↔	6
7	BU	↔	7
8	RD	↔	8





Product may differ from Image



Cable length	0,6 m
Side 1	
Tightening torque	0,4 Nm
Mounting method	inserted, screwed
Coating contact	gold plated
Family construction form	M8
Thread	M8 x 1
Coding	A
Material contact	Copper alloy
No. of poles	8
Width across flats	SW9
Side 2	
Tightening torque	0,4 Nm
Mounting method	inserted, screwed
Coating contact	gold plated
Family construction form	M8
Thread	M8 x 1
Coding	A
Material contact	Copper alloy
No. of poles	8
Commercial data	
ECLASS-6.0	27279218
ECLASS-7.0	27279218
ECLASS-8.0	27279218
ECLASS-9.0	27060311
ECLASS-10.1	27060311
ECLASS-11.1	27060311
ECLASS-12.0	27060311
ETIM-5.0	EC001855
customs tariff number	85444290
GTIN	4048879743594
Packaging unit	1

Electrical data   Supply	
Operating voltage AC max.	30 V
Operating voltage DC max.	30 V
Current operating per contact max.	1,5 A
Diagnostics	
Status indication LED	no
Installation   Connection	
Mating cycles min.	100
Device protection   Electrical	
Degree of protection (EN IEC 60529)	IP67
Additional condition protection degree	inserted, screwed
Pollution Degree	3/2
Insulation resistance min.	100 MΩ
Mechanical data   Material data	
Coating locking	Nickel
Material gasket	FKM
Material housing	TPU
Locking material	Zinc die-casting
Mechanical data   Mounting data	
Mounting method	inserted, screwed, Shaking protection
Environmental characteristics   Climatic	
Operating temperature min.	-30 °C
Operating temperature max.	80 °C
Additional condition temperature range	depending on cable quality
Important installation notes	
Note on strain relief	Protect the connectors by suitable measures from mechanical loads, e.g. by the usage of cable ties.
Note on bending radius	<b>Attention:</b> Observe the permissible bending radii when laying cables, as the IP protection class can be endangered by excessive bending forces.
Installation   Cable	
Cable identification	696
Jacket Color	black
Amount stranding	1
Stranding	8 wires around Filler twisted
wire arrangement	white, brown, green, yellow, gray, pink, blue, red
Material jacket	PUR
Outer-diameter (jacket)	5,5 mm
Tolerance outer diameter (sheath)	± 5 %
Material wire insulation	PP
Amount wires	8
Outer diameter insulation	1,07 mm
Outer diameter tolerance core insulation	± 5 %
Amount strands (wire)	18
Diameter of single wires	0,1 mm
Conductor crosssection (wire)	0,14 mm <sup>2</sup>
Material conductor wire	Stranded copper wire, bare
Conductor type (wire)	strand class 6
Nominal voltage AC max.	300 V
Current load capacity (standard)	to DIN VDE 0298-4
Current load capacity min. wire	4,8 A
Electrical resistance line constant wire	78 Ω/km @ 20 °C
AC withstand voltage (wire - wire)	3 kV @ 60 s

Power frequency withstand voltage (wire - jacket)	3 kV @ 60 s
Min. operating temperature (static)	-30 °C
Max. operating temperature (fixed)	80 °C
Operating temperature min. (dynamic)	-15 °C
Operating temperature max. (dynamic)	80 °C
Flame resistance	IEC 60332-2-2   UL 1581 § 1100 FT2   UL 1581 § 1090
chemical resistance	Good, application-related testing
Gasoline resistance	Good, application-related testing
Oil resistance	Good, application-related testing   DIN EN 60811-404
Bending radius (fixed)	6 x Outer diameter
Travel speed (C-track)	2 Mio. @ 25 °C