

**M8 male 0° / M8 male 90° A-cod. shielded**

PUR 1x4xAWG26 shielded gn UL/CSA+drag ch. 0.6m

Ethernet CAT5

Male straight – male 90°

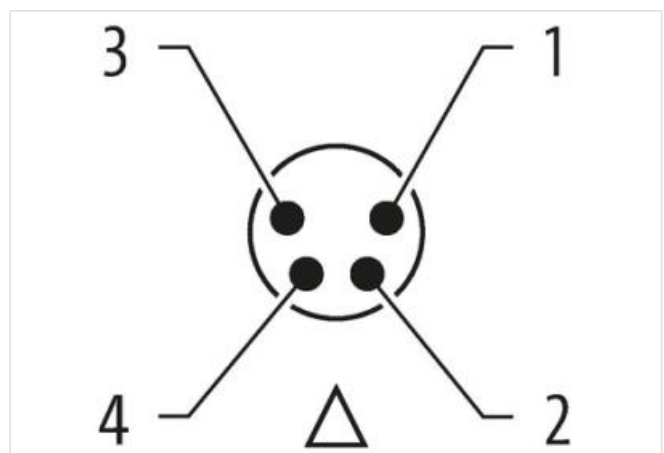
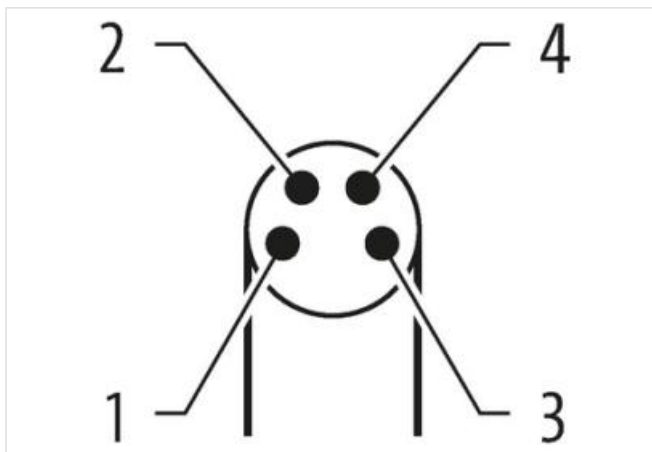

M8 – M8, 4-pole

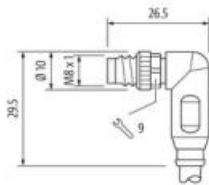
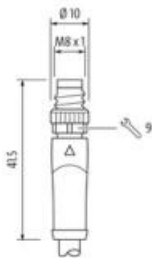
shielded

Further cable lengths on request.

Plastic housings with good resistance against chemicals and oils.

The resistance to aggressive media should be individually tested for your application. Further details on request.

[Link to Product](#)**Illustration**



Product may differ from Image



Cable length	0,6 m
Side 1	
Tightening torque	0,4 Nm
Family construction form	M8
Thread	M8 x 1
suitable for corrugated tube (internal Ø)	6,5 mm
Width across flats	SW9
Side 2	
Tightening torque	0,4 Nm
Thread	M8 x 1
Commercial data	
ECLASS-6.0	27061801
ECLASS-6.1	27060307
ECLASS-7.0	27060307
ECLASS-8.0	27060307
ECLASS-9.0	27060307
ECLASS-10.1	27060307
ECLASS-11.1	27060307
ECLASS-12.0	27060307
customs tariff number	85444290
GTIN	4048879858304
Packaging unit	1
Electrical data   Supply	
Operating voltage AC max.	50 V
Operating voltage DC max.	60 V
Operating voltage AC (UL-listed)	30 V
Operating voltage DC (UL-listed)	30 V
Current operating per contact max.	4 A
Industrial communication	
Transfer parameters	With reference to CAT5, Class D (ISO/IEC 11801)
Device protection   Electrical	

Degree of protection (EN IEC 60529)	IP67
Additional condition protection degree	inserted, screwed
Pollution Degree	3
Rated surge voltage	1,5 kV
Material group (IEC 60664-1)	I

**Mechanical data | Material data**

Coating locking	Nickeled
Material housing	PUR
Locking material	Zinc die-casting

**Mechanical data | Mounting data**

Mounting method	inserted, screwed, Shaking protection
-----------------	---------------------------------------

**Environmental characteristics | Climatic**

Operating temperature min.	-25 °C
Operating temperature max.	85 °C
Additional condition temperature range	depending on cable quality

**Conformity**

Product standard	DIN EN 61076-2-114 (M8)
------------------	-------------------------

**Installation | Cable**

Cable identification	791
Jacket Color	green
Type of Certificate	cURus
Amount stranding	1
Stranding	4 wires star-shaped twisted
Cable shielding (type)	copper braid, tinned
Cable shielding (coverage)	85 %
Banding	Fiber tape, Fleece, Foil
Filler	yes
wire arrangement	white, orange, blue, yellow
Cable weight	59,4 g/m
Material jacket	PUR
Freedom from ingredients (jacket)	lead-free, CFC-free, halogen-free
Outer-diameter (jacket)	4,9 mm
Tolerance outer diameter (sheath)	± 5 %
Material wire insulation	PP
Amount wires	4
Outer diameter insulation	1,04 mm
Outer diameter tolerance core insulation	± 5 %
Ingredient freeness wire insulation	lead-free, CFC-free, halogen-free
Amount strands (wire)	19
Diameter of single wires	26 AWG
Conductor crosssection (wire)	26 AWG
Material conductor wire	copper stranded wire, tinned
Traversing distance (C-track)	5 m
Current load capacity (standard)	to DIN VDE 0298-4
Current load capacity min. wire	2,4 A
Characteristic impedance	100 Ω ± 15 % @ 100 MHz
Electrical resistance line constant wire	140 Ω/km
Nominal voltage power AC max.	300 V
Electric capacitance (power)	51000 pF/km
AC withstand voltage power (wire - shield)	0,7 kV @ 60 s
Power frequency withstand voltage power (wire - jacket)	0,7 kV @ 60 s
AC withstand voltage power (wire - wire)	0,7 kV @ 60 s

Min. operating temperature (static)	-40 °C
Max. operating temperature (fixed)	80 °C
Operating temperature min. (dynamic)	-30 °C
Operating temperature max. (dynamic)	70 °C
Flame resistance	IEC 60332-2-2   UL 1581 § 1100 FT2   UL 1581 § 1090
chemical resistance	Good, application-related testing
Gasoline resistance	Good, application-related testing
Oil resistance	DIN EN 60811-404   Good, application-related testing
Bending radius (fixed)	7,5 x Outer diameter
Bending radius (dynamic)	12,5 x Outer diameter