

M8 male 0° A-cod. / RJ45 male 90° up shielded

PUR 1x4xAWG26 shielded gn UL/CSA+drag ch. 1m

Ethernet CAT5

Male straight – male 90° on top

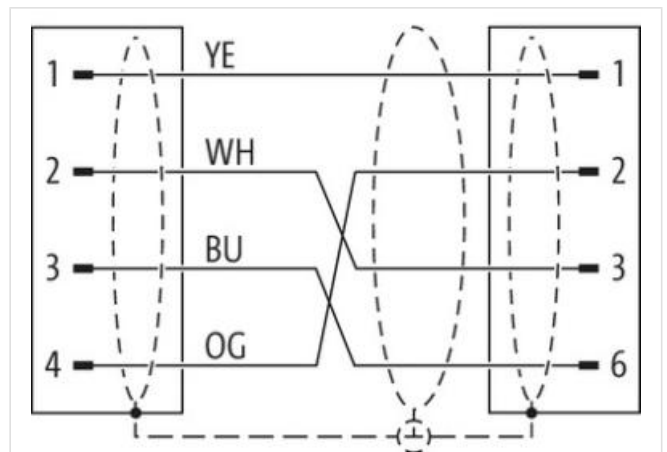
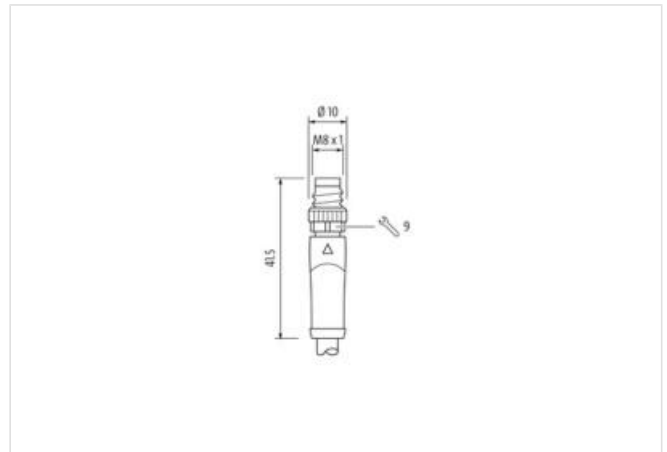
M12 – RJ45, 4-pole

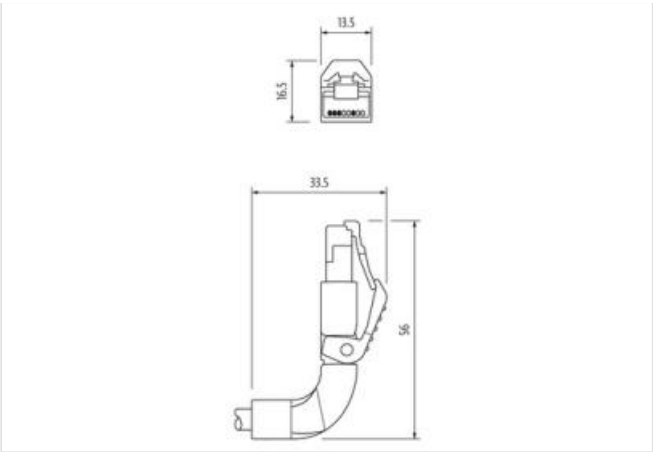
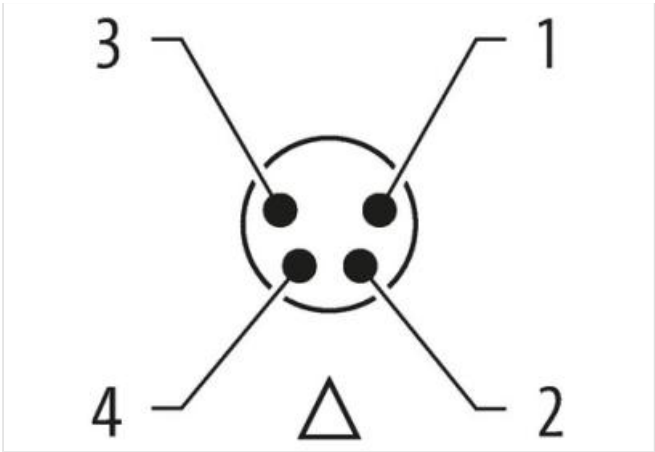
shielded

Further cable lengths on request.

Plastic housings with good resistance against chemicals and oils.

The resistance to aggressive media should be individually tested for your application. Further details on request.

[Link to Product](#)**Illustration**



Product may differ from Image

Cable length	1 m
Side 1	
Tightening torque	0,4 Nm
Mounting method	inserted, screwed
Family construction form	M8
Thread	M8 x 1
suitable for corrugated tube (internal Ø)	6,5 mm
No. of poles	4
Width across flats	SW9
Degree of protection (EN IEC 60529)	IP67
Side 2	
Mounting method	inserted, screwed
Family construction form	RJ45
Degree of protection (EN IEC 60529)	IP20
Commercial data	
ECLASS-6.0	27279221
ECLASS-6.1	27060307
ECLASS-7.0	27060307
ECLASS-8.0	27060307
ECLASS-9.0	27060307
ECLASS-10.1	27060307
ECLASS-11.1	27060307
ECLASS-12.0	27060307
ETIM-5.0	EC002599
customs tariff number	85444290
GTIN	4048879805285
Packaging unit	1
Electrical data Supply	
Operating voltage DC max.	60 V
Current operating per contact max.	1,5 A
Industrial communication	
Transfer parameters	CAT5, Class D (ISO/IEC 11801:2002), (EN 50173-1)
Data transmission rate max.	100 MBit/s
Industrial communication Ethernet functionality	
duplex	Full duplex
Diagnostics	

Status indication LED no

Device protection | Electrical

Pollution Degree 3
 Rated surge voltage 1 kV
 Material group (IEC 60664-1) I

Mechanical data | Material data

Coating locking Nickeled
 Material housing PUR
 Locking material Zinc die-casting

Mechanical data | Mounting data

Mounting method inserted, screwed, Shaking protection

Environmental characteristics | Climatic

Operating temperature min. -25 °C
 Operating temperature max. 85 °C
 Additional condition temperature range depending on cable quality

Important installation notes

Note on strain relief Protect the connectors by suitable measures from mechanical loads, e.g. by the usage of cable ties.
 Note on bending radius **Attention:** Observe the permissible bending radii when laying cables, as the IP protection class can be endangered by excessive bending forces.

Conformity

Product standard DIN EN 61076-2-114 (M8)

Installation | Cable

Cable identification 791
 Jacket Color green
 Type of Certificate cURus
 Amount stranding 1
 Stranding 4 wires star-shaped twisted
 Cable shielding (type) copper braid, tinned
 Cable shielding (coverage) 85 %
 Banding Fiber tape, Fleece, Foil
 Filler yes
 wire arrangement white, orange, blue, yellow
 Traversing distance (C-track) 5 m
 Cable weight 59,4 g/m
 Material jacket PUR
 Freedom from ingredients (jacket) lead-free, CFC-free, halogen-free
 Outer-diameter (jacket) 4,9 mm
 Tolerance outer diameter (sheath) $\pm 5 \%$
 Material wire insulation PP
 Amount wires 4
 Outer diameter insulation 1,04 mm
 Outer diameter tolerance core insulation $\pm 5 \%$
 Ingredient freeness wire insulation lead-free, CFC-free, halogen-free
 Amount strands (wire) 19
 Diameter of single wires 26 AWG
 Conductor crosssection (wire) 26 AWG
 Material conductor wire copper stranded wire, tinned
 Nominal voltage AC max. 300 V
 Current load capacity (standard) to DIN VDE 0298-4
 Current load capacity min. wire 2,4 A
 Characteristic impedance $100 \Omega \pm 15 \% @ 100 \text{ MHz}$
 Electrical resistance line constant wire 140 Ω/km

AC withstand voltage (wire - wire)	0,7 kV @ 60 s
Electric capacitance	51000 pF/km
Power frequency withstand voltage (wire - jacket)	0,7 kV @ 60 s
AC withstand voltage (wire - shield)	0,7 kV @ 60 s
Min. operating temperature (static)	-40 °C
Max. operating temperature (fixed)	80 °C
Operating temperature min. (dynamic)	-30 °C
Operating temperature max. (dynamic)	70 °C
Flame resistance	IEC 60332-2-2 UL 1581 § 1100 FT2 UL 1581 § 1090
chemical resistance	Good, application-related testing
Gasoline resistance	Good, application-related testing
Oil resistance	DIN EN 60811-404 Good, application-related testing
Bending radius (fixed)	7,5 x Outer diameter
Bending radius (dynamic)	12,5 x Outer diameter