

M8 male 0° / M8 female 0° A-cod. shielded

PUR 1x4xAWG26 shielded gn UL/CSA+drag ch. 0.3m

EtherCAT

Male straight – female straight

M8 – M8, 4-pole

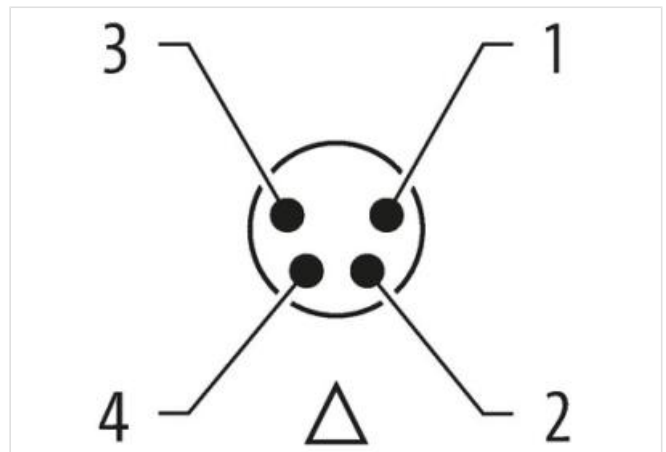
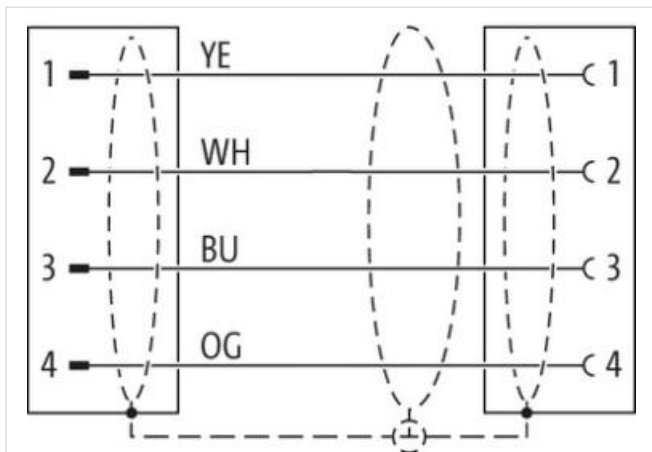
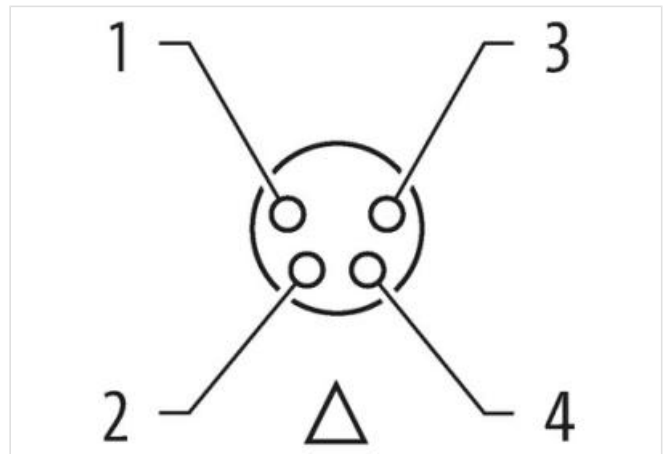
A-Coded

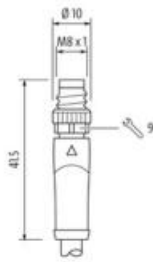
shielded

Further cable lengths on request.

Plastic housings with good resistance against chemicals and oils.

The resistance to aggressive media should be individually tested for your application. Further details on request.

[Link to Product](#)**Illustration**



Product may differ from Image



Cable length	0,3 m
Side 1	
Tightening torque	0,4 Nm
Family construction form	M8
Thread	M8 x 1
suitable for corrugated tube (internal Ø)	8,5 mm
Coding	A
No. of poles	4
Width across flats	SW9
Side 2	
Family construction form	M8
Thread	M8 x 1
Coding	A
No. of poles	4
Commercial data	
ECLASS-6.0	27061801
ECLASS-6.1	27060307
ECLASS-7.0	27060307
ECLASS-8.0	27060307
ECLASS-9.0	27060307
ECLASS-10.1	27060307
ECLASS-11.1	27060307
ECLASS-12.0	27060307
ETIM-5.0	EC001855
customs tariff number	85444290
GTIN	4048879784948
Packaging unit	1
Electrical data Supply	
Operating voltage AC max.	50 V
Operating voltage DC max.	60 V
Operating voltage AC (UL-listed)	30 V
Operating voltage DC (UL-listed)	30 V

Current operating per contact max. 4 A

Industrial communication

Transfer parameters With reference to CAT5, Class D (ISO/IEC 11801)

Device protection | Electrical

Degree of protection (EN IEC 60529) IP67

Additional condition protection degree inserted, screwed

Pollution Degree 3

Rated surge voltage 1,5 kV

Material group (IEC 60664-1) I

Mechanical data | Material data

Coating locking Nickeled

Material gasket FKM

Material housing PUR

Locking material Zinc die-casting

Mechanical data | Mounting data

Mounting method inserted, screwed, Shaking protection

Environmental characteristics | Climatic

Operating temperature min. -25 °C

Operating temperature max. 85 °C

Additional condition temperature range depending on cable quality

Important installation notes

Note on strain relief Protect the connectors by suitable measures from mechanical loads, e.g. by the usage of cable ties.

Note on bending radius **Attention:** Observe the permissible bending radii when laying cables, as the IP protection class can be endangered by excessive bending forces.

Conformity

Product standard DIN EN 61076-2-114 (M8)

Installation | Cable

Cable identification 791

Jacket Color green

Type of Certificate cURus

Amount stranding 1

Stranding 4 wires star-shaped twisted

Cable shielding (type) copper braid, tinned

Cable shielding (coverage) 85 %

Banding Fiber tape, Fleece, Foil

Filler yes

wire arrangement white, orange, blue, yellow

Traversing distance (C-track) 5 m

Cable weight 59,4 g/m

Material jacket PUR

Freedom from ingredients (jacket) lead-free, CFC-free, halogen-free

Outer-diameter (jacket) 4,9 mm

Tolerance outer diameter (sheath) ± 5 %

Material wire insulation PP

Amount wires 4

Outer diameter insulation 1,04 mm

Outer diameter tolerance core insulation ± 5 %

Ingredient freeness wire insulation lead-free, CFC-free, halogen-free

Amount strands (wire) 19

Diameter of single wires 26 AWG

Conductor crosssection (wire) 26 AWG

Material conductor wire	copper stranded wire, tinned
Nominal voltage AC max.	300 V
Current load capacity (standard)	to DIN VDE 0298-4
Current load capacity min. wire	2,4 A
Characteristic impedance	100 $\Omega \pm 15\%$ @ 100 MHz
Electrical resistance line constant wire	140 Ω /km
AC withstand voltage (wire - wire)	0,7 kV @ 60 s
Electric capacitance	51000 pF/km
Power frequency withstand voltage (wire - jacket)	0,7 kV @ 60 s
AC withstand voltage (wire - shield)	0,7 kV @ 60 s
Min. operating temperature (static)	-40 °C
Max. operating temperature (fixed)	80 °C
Operating temperature min. (dynamic)	-30 °C
Operating temperature max. (dynamic)	70 °C
Flame resistance	IEC 60332-2-2 UL 1581 § 1100 FT2 UL 1581 § 1090
chemical resistance	Good, application-related testing
Gasoline resistance	Good, application-related testing
Oil resistance	DIN EN 60811-404 Good, application-related testing
Bending radius (fixed)	7,5 x Outer diameter
Bending radius (dynamic)	12,5 x Outer diameter