

M12 Power female 0° K-cod. screw terminal

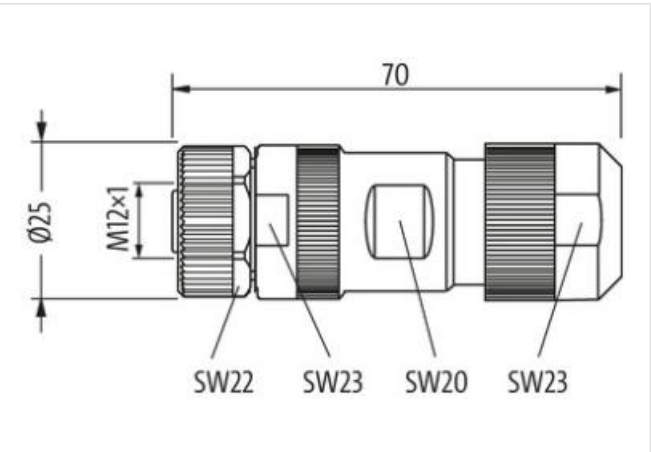
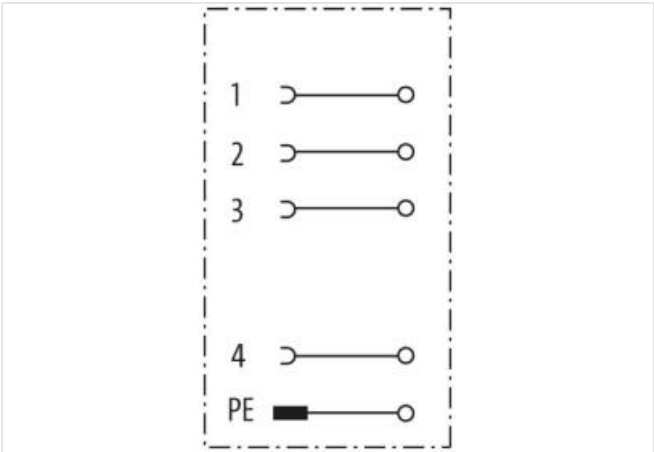
5-pol., max. 2,5mm², 8 - 13mm

Female straight
M12
5-pole
K-coded
Screw terminals
Sealing range (cable Ø)
8...13 mm

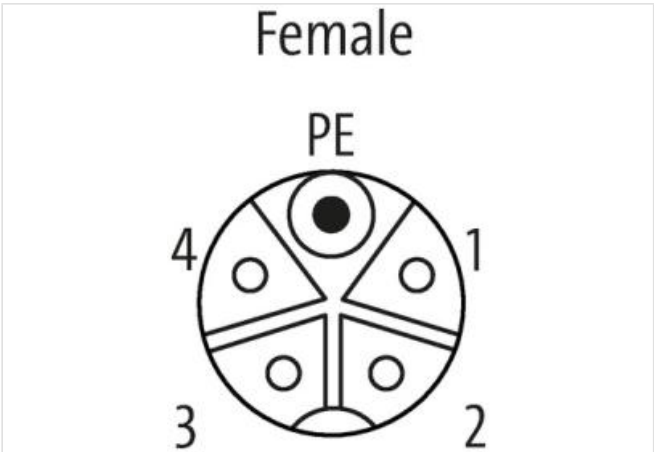
The resistance to aggressive media should be individually tested for your application. Further details on request.

[Link to Product](#)

Illustration



Product may differ from Image



Side 1	
Family construction form	M12P
Coding	K

Material contact	Copper alloy
No. of poles	5
Commercial data	
ECLASS-6.0	27279221
ECLASS-6.1	27260702
ECLASS-7.0	27440102
ECLASS-8.0	27440102
ECLASS-9.0	27440116
ECLASS-10.1	27440102
ECLASS-11.1	27440102
ECLASS-12.0	27440116
ETIM-5.0	EC002635
customs tariff number	85366990
GTIN	4048879784832
Packaging unit	1
Electrical data Supply	
Operating voltage AC	600 V
Operating voltage DC	600 V
Current operating per contact max.	12 A
Installation	
Connection cross section max.	2,5 mm ²
AWG number max.	14
Installation Connection	
Connection	Screw terminals SK
Mounting set	M12 x 1
Device protection Electrical	
Degree of protection (EN IEC 60529)	IP67
Additional condition protection degree	inserted, screwed
Pollution Degree	3
Rated surge voltage	6 kV
Material group (IEC 60664-1)	II
Overvoltage category (EN 60950-1)	II
Mechanical data Material data	
Coating contact	gold plated
Material housing	PA
Material contact carrier	PA
Mechanical data Mounting data	
Mounting method	Schraubgewinde
Clamping range min.	8 mm
Clamping range max.	13 mm
Environmental characteristics Climatic	
Operating temperature min.	-40 °C
Operating temperature max.	85 °C
Important installation notes	
Note on strain relief	Protect the connectors by suitable measures from mechanical loads, e.g. by the usage of cable ties.
Note on bending radius	Attention: Observe the permissible bending radii when laying cables, as the IP protection class can be endangered by excessive bending forces.