

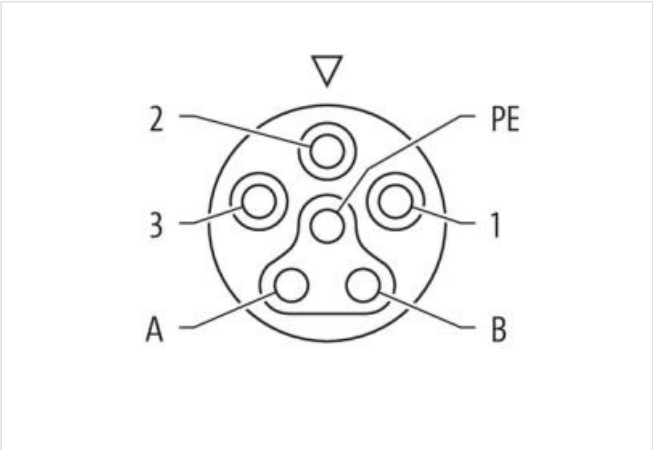
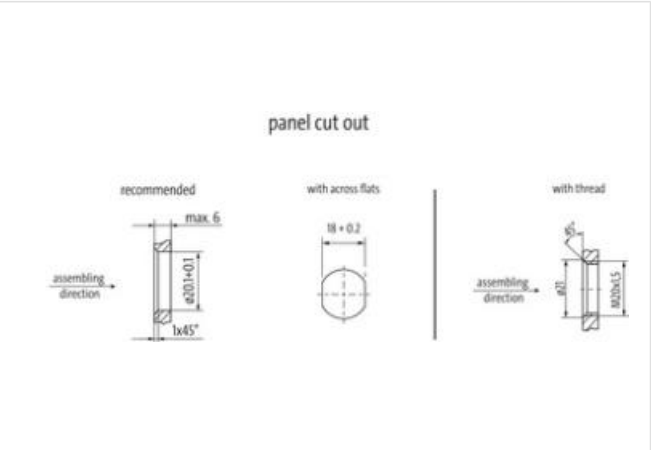
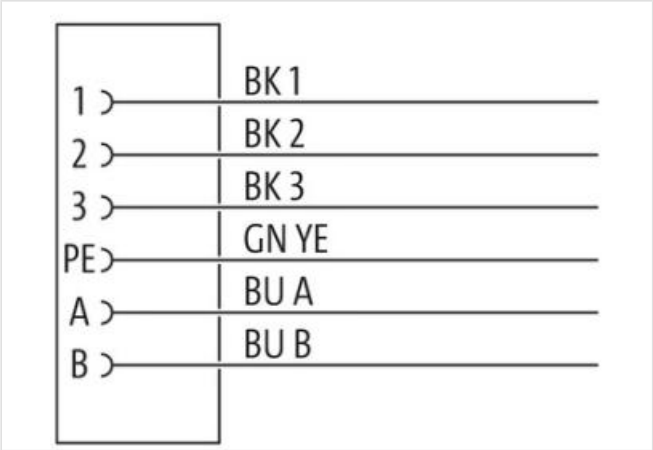
MQ15 female recept. front 600V AC type 3

PE-X-wires 6x1.5 UL 0.5m

Flange female
MQ15, 6-pole
bayonet connector/bayonet lock
with multi-strand wire
Front mounting
Fastening nut included in the delivery
Plastic housings with good resistance against chemicals and oils.
The resistance to aggressive media should be individually tested for your application. Further details on request.
Further cable lengths on request.

[Link to Product](#)

Illustration



Product may differ from Image



Cable length 0,5 m

| | |
|---|---|
| Side 1 | |
| Mounting method | inserted, locked |
| Coating contact | silver-plated |
| Family construction form | MQ15 |
| Coding | Type 3 |
| Material contact | Copper alloy |
| No. of poles | 6 |
| Commercial data | |
| ECLASS-6.0 | 27279218 |
| ECLASS-6.1 | 27279218 |
| ECLASS-7.0 | 27279218 |
| ECLASS-8.0 | 27279218 |
| ECLASS-9.0 | 27060311 |
| ECLASS-10.1 | 27060311 |
| ECLASS-11.1 | 27060311 |
| ECLASS-12.0 | 27060311 |
| ETIM-5.0 | EC001855 |
| customs tariff number | 85444290 |
| GTIN | 4065909092064 |
| Packaging unit | 1 |
| Electrical data Supply | |
| Operating voltage AC per power contact max. | 600 V |
| Operating voltage AC per signal contact max. | 63 V |
| Operating voltage DC per signal contact max. | 63 V |
| Operating current per power contact max. | 13 A |
| Operating current per signal contact max. | 10 A |
| Diagnostics | |
| Status indication LED | no |
| Installation Pin assignment | |
| Configuration | fully used |
| Device protection Electrical | |
| Degree of protection (EN IEC 60529) | IP65, IP67 |
| Additional condition protection degree | inserted, locked |
| Pollution Degree | 3 |
| Rated surge voltage power contacts | 6 kV |
| Rated surge voltage signal contacts | 1,5 kV |
| Material group (IEC 60664-1) | I |
| Mechanical data Material data | |
| Material housing | PA |
| Material contact carrier | PA |
| Mechanical data Mounting data | |
| Looking techniques | bayonet-locking |
| Environmental characteristics Climatic | |
| Operating temperature min. | -30 °C |
| Operating temperature max. | 85 °C |
| Additional condition temperature range | depending on cable quality |
| Important installation notes | |
| Note on strain relief | Protect the connectors by suitable measures from mechanical loads, e.g. by the usage of cable ties. |
| Note on bending radius | Attention: Observe the permissible bending radii when laying cables, as the IP protection class can be endangered by excessive bending forces. |
| Conformity | |

Product standard IEC 61076-2-116

| Resistances Cable | |
|---|---|
| Cable identification | P95 |
| wire arrangement | black 1, black 2, black 3, blue A, blue B, green-yellow |
| Material wire insulation | PE-X |
| Amount wires | 6 |
| Outer diameter insulation | 2,35 mm |
| Outer diameter tolerance core insulation | ± 5 % |
| Conductor crosssection (wire) | 1,5 mm ² |
| Material conductor wire | copper stranded wire, tinned |
| Conductor type (wire) | Strand class 5 |
| Nominal voltage AC max. | 600 V |
| AC withstand voltage (wire - wire) | 6 kV |
| Power frequency withstand voltage (wire - jacket) | 6 kV |
| Min. operating temperature (static) | -40 °C |
| Max. operating temperature (fixed) | 105 °C |
| Operating temperature min. (dynamic) | -20 °C |
| Operating temperature max. (dynamic) | 105 °C |
| Flame resistance | UL 1581 § 1100 FT2 UL 1581 § 1090 IEC 60332-2-2 |
| chemical resistance | Good, application-related testing |
| Gasoline resistance | Good, application-related testing |
| Oil resistance | DIN EN 60811-404 Good, application-related testing |