

M12 female 90° A-cod. screw terminal F&B Pro

5-pol., 0,25 - 1,0mm², 3,5 - 6mm

M12 F&B Pro

Female 90°

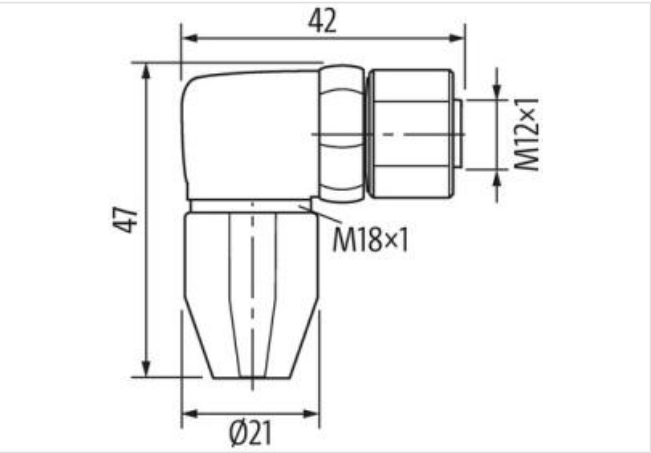
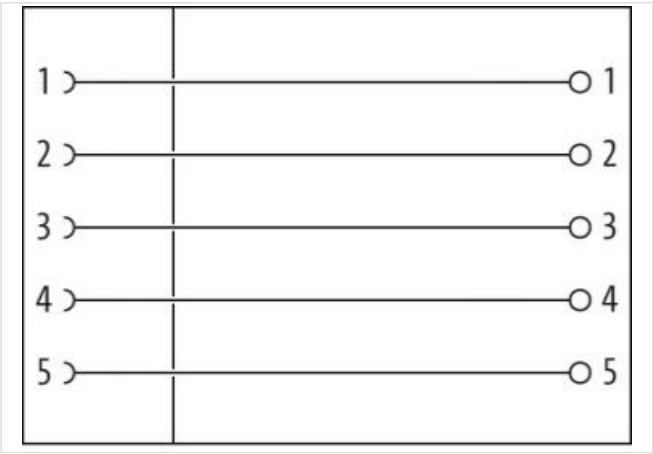
4-pole

Screw terminals

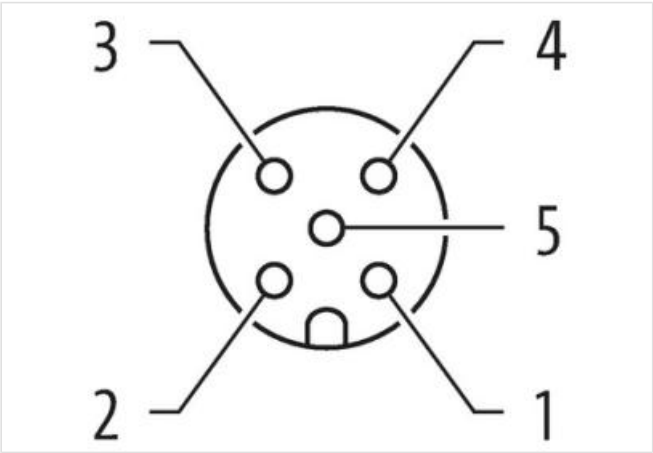
The resistance to aggressive media should be individually tested for your application. Further details on request.

Link to Product

Illustration



Product may differ from Image



Side 1	
Family construction form	M12
Degree of protection (EN IEC 60529)	IP65, IP67, IP68, IP69K
Commercial data	
ECLASS-6.0	27279221

ECLASS-7.0	27440104
ECLASS-8.0	27440104
ECLASS-9.0	27440102
ECLASS-10.1	27440102
ECLASS-11.1	27440102
ECLASS-12.0	27440116
ETIM-5.0	EC002635
customs tariff number	85366990
GTIN	4048879804615
Packaging unit	1
Electrical data Supply	
Operating voltage AC max.	60 V
Operating voltage DC max.	60 V
Current operating per contact max.	4 A
Installation	
Connection cross section min.	0,25 mm ²
Connection cross section max.	1 mm ²
Installation Connection	
Tightening torque	0,6 Nm
Mounting set	M12 x 1
Width across flats	SW19
Device protection Electrical	
Additional condition protection degree	inserted, screwed
Mechanical data Material data	
Material gasket	EPDM
Material housing	PA
Locking material	Stainless steel
Mechanical data Mounting data	
Mounting method	Schraubgewinde
Clamping range min.	3,5 mm
Clamping range max.	6 mm
Environmental characteristics Climatic	
Operating temperature min.	-25 °C
Operating temperature max.	100 °C
Important installation notes	
Note on strain relief	Protect the connectors by suitable measures from mechanical loads, e.g. by the usage of cable ties.
Note on bending radius	Attention: Observe the permissible bending radii when laying cables, as the IP protection class can be endangered by excessive bending forces.