

**T-Coupler M12 male/ M12 male w.cable+female A-cod.**

4-pol. / 4-pol. + 4-pol.

AIDA conform

T-coupler (Slim Line)

Male straight – female/male straight

M12 – M12, 2-pole

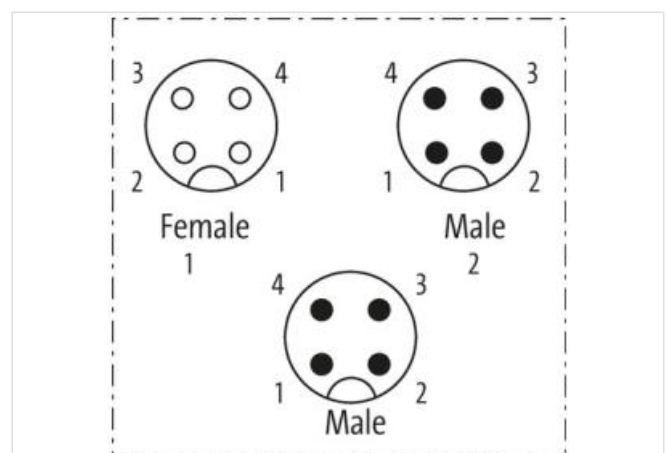
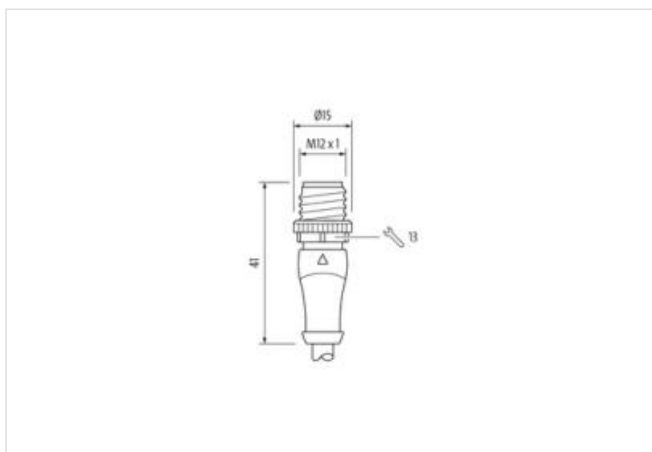
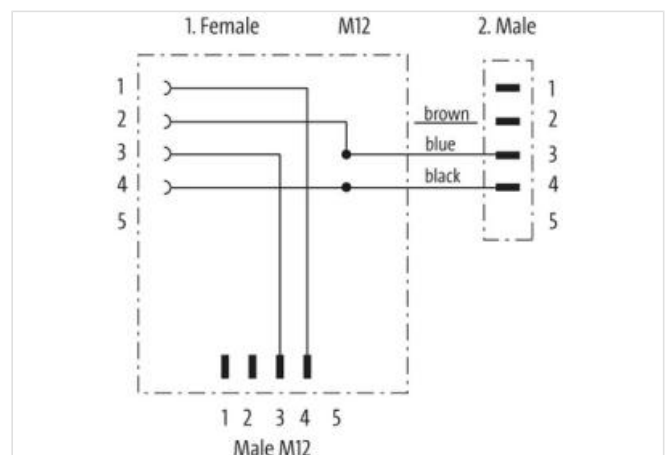
Connection cable 0.2 m

Distribution function (NO)

for Cube67 (K3)

Plastic housings with good resistance against chemicals and oils.

The resistance to aggressive media should be individually tested for your application. Further details on request.

[Link to Product](#)**Illustration**



Product may differ from Image

Side 1	
Tightening torque	0,6 Nm
Mounting method	inserted, screwed
Family construction form	M12
Thread	M12 x 1
Coding	A
No. of poles	4
Width across flats	SW13
Side 2	
Tightening torque	0,6 Nm
Mounting method	inserted, screwed
Family construction form	M12
Thread	M12 x 1
Coding	A
No. of poles	4
Side 3	
Mounting method	inserted, screwed
Family construction form	M12
Coding	A
Tightening torque	0,6 Nm
Thread	M12 x 1
Commercial data	
ECLASS-6.0	27279218
ECLASS-6.1	27279221
ECLASS-7.0	27440104
ECLASS-8.0	27440104
ECLASS-9.0	27440106
ECLASS-10.1	27440106
ECLASS-11.1	27440106
ECLASS-12.0	27440106
ETIM-5.0	EC002062
customs tariff number	85444290
GTIN	4048879591331
Packaging unit	1
Electrical data   Supply	
Operating voltage AC max.	60 V
Operating voltage DC max.	60 V

Current operating per contact max. 2 A

#### Installation | Connection

Tightening torque 0,6 Nm  
Mounting set M12 x 1

#### Device protection | Electrical

Degree of protection (EN IEC 60529) IP67  
Pollution Degree 3  
Rated surge voltage 0,8 kV  
Material group (IEC 60664-1) I

#### Mechanical data | Mounting data

Mounting method inserted, screwed

#### Environmental characteristics | Climatic

Operating temperature min. -25 °C  
Operating temperature max. 85 °C

#### Important installation notes

Note on strain relief Protect the connectors by suitable measures from mechanical loads, e.g. by the usage of cable ties.  
Note on bending radius **Attention:** Observe the permissible bending radii when laying cables, as the IP protection class can be endangered by excessive bending forces.