

M12 male 0° field-wireable

5-pole max. 0.75mm² 4-6mm

Customized printing and packaging

Male straight

M12, 5-pole

Screw terminals

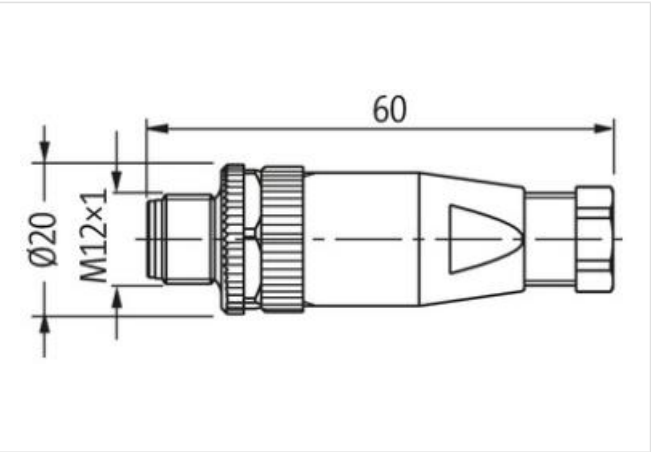
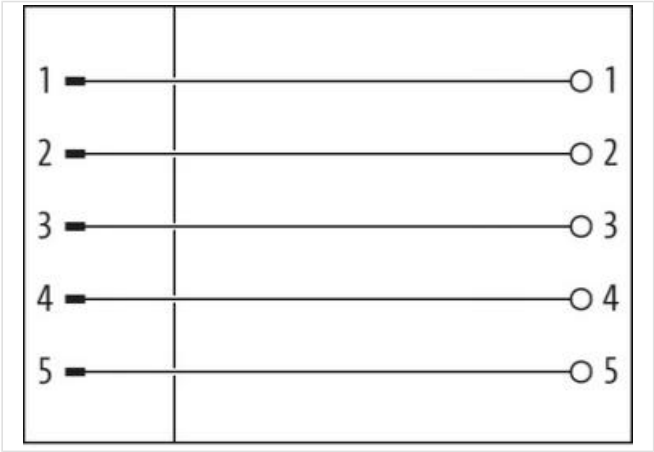
Sealing range (cable Ø): 4...6 mm

The resistance to aggressive media should be individually tested for your application. Further details on request.

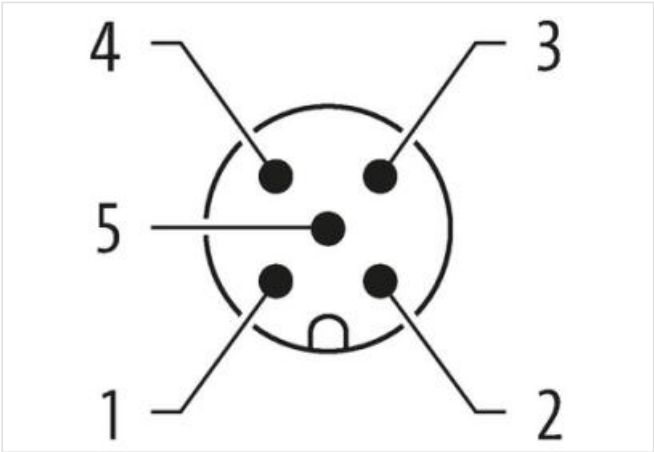
Plastic housings with good resistance against chemicals and oils.

Link to Product

Illustration



Product may differ from Image



Side 1	
Family construction form	M12
Coding	A
Material contact	Copper alloy

No. of poles	5
Degree of protection (EN IEC 60529)	IP67
Commercial data	
ECLASS-6.0	27279221
ECLASS-6.1	27260702
ECLASS-7.0	27440102
ECLASS-8.0	27440102
ECLASS-9.0	27440116
ECLASS-10.1	27440102
ECLASS-11.1	27440102
ECLASS-12.0	27440116
ETIM-5.0	EC001855
customs tariff number	85366990
GTIN	4048879848671
Packaging unit	10
Electrical data Supply	
Operating voltage AC max.	60 V
Operating voltage DC max.	60 V
Current operating per contact max.	4 A
Current operating per contact max. (URc.)	3 A
Diagnostics	
Status indication LED	no
Installation	
Connection cross section max.	0,75 mm ²
Installation Connection	
Tightening torque	0,6 Nm
Mounting set	M12 x 1
Width across flats	SW18
Device protection Electrical	
Additional condition protection degree	screwed, mounted
Pollution Degree	3
Rated surge voltage	0,8 kV
Material group (IEC 60664-1)	III
Mechanical data Material data	
Coating contact	Copper alloy
Coating of fitting	nickel plated
Material housing	PA
Material screw connection	Zinc die-casting
Mechanical data Mounting data	
Mounting method	inserted, screwed, Shaking protection
Clamping range min.	4 mm
Clamping range max.	6 mm
Environmental characteristics Climatic	
Operating temperature min.	-40 °C
Operating temperature max.	85 °C
Conformity	
Product standard	DIN EN 61076-2-101 (M12)