

**M12 fem.recept. A-cod. rear/RJ45 male 0° shielded**

TPE 4x2x24AWG SF/UTP CAT5e bu UL/CSA. CM 3m

Ethernet CAT5

The resistance to aggressive media should be individually tested for your application. Further details on request.

Flange female straight – male straight

M12 – RJ45, 8-pole

M12, A-coded

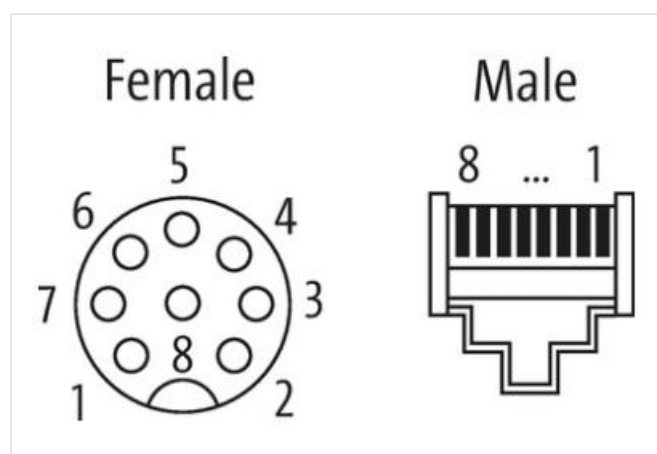
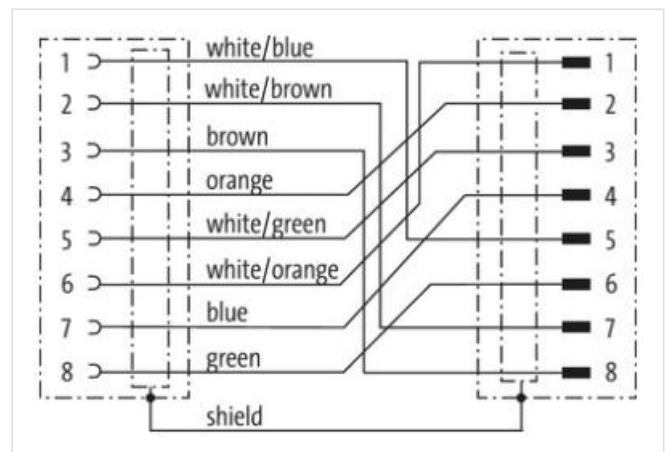
shielded

Rear mounting


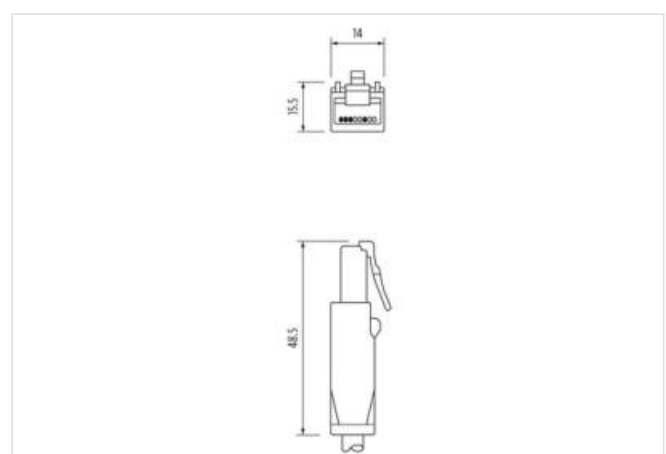
Protection cap

Further cable lengths on request.

Plastic housings with good resistance against chemicals and oils.

[Link to Product](#)**Illustration**

Product may differ from Image



Cable length 3 m

<b>Side 1</b>	
Mounting method	inserted, screwed
Family construction form	M12
No. of poles	8
<b>Side 2</b>	
Mounting method	inserted, screwed
Family construction form	RJ45
No. of poles	8
<b>Commercial data</b>	
ECLASS-6.0	27061801
ECLASS-7.0	27061801
ECLASS-8.0	27061801
ECLASS-9.0	27061801
ECLASS-10.1	27060307
ECLASS-11.1	27060307
ECLASS-12.0	27060307
ETIM-5.0	EC002599
customs tariff number	85444290
GTIN	4048879683128
Packaging unit	1
<b>Electrical data   Supply</b>	
Operating voltage AC max.	60 V
Operating voltage DC max.	60 V
<b>Industrial communication</b>	
Transfer parameters	CAT5, Class D (ISO/IEC 11801:2002), (EN 50173-1)
Data transmission rate max.	1000 MBit/s
<b>Device protection   Electrical</b>	
Pollution Degree	2
Rated surge voltage	0,8 kV
Material group (IEC 60664-1)	I
<b>Environmental characteristics   Climatic</b>	
Operating temperature min.	-25 °C
Operating temperature max.	85 °C
Additional condition temperature range	depending on cable quality
<b>Important installation notes</b>	
Note on strain relief	Protect the connectors by suitable measures from mechanical loads, e.g. by the usage of cable ties.
Note on bending radius	<b>Attention:</b> Observe the permissible bending radii when laying cables, as the IP protection class can be endangered by excessive bending forces.
<b>Installation   Cable</b>	
wire arrangement	(orange-white, orange), (blue-white, blue), (brown-white, brown), (green-white, green)
Cable identification	S4W
Jacket Color	blue
Type of Certificate	cURus
Amount stranding	4
Stranding	2 wires twisted
Stranding (type 2)	4 Stranded joints twisted
Banding	Foil
wire arrangement	(orange-white, orange), (blue-white, blue), (brown-white, brown), (green-white, green)
Cable weight	74,8 g/m
Material jacket	TPE

Freedom from ingredients (jacket)	lead-free, CFC-free
Outer-diameter (jacket)	7,6 mm
Tolerance outer diameter (sheath)	± 5 %
Material wire insulation	HDPE
Amount wires	8
Outer diameter insulation	1,17 mm
Outer diameter tolerance core insulation	± 5 %
Ingredient freeness wire insulation	lead-free, CFC-free
Amount strands (wire)	7
Diameter of single wires	24 AWG
Conductor crosssection (wire)	24 AWG
Material conductor wire	copper stranded wire, tinned
Nominal voltage AC max.	300 V
Current load capacity (standard)	to DIN VDE 0298-4
Current load capacity min. wire	4 A
Electrical resistance line constant wire	59 Ω/km @ 20 °C
AC withstand voltage (wire - wire)	3 kV @ 60 s
Electrical capacity line constant (wire - wire)	49000 pF/km
Power frequency withstand voltage (wire - jacket)	3 kV @ 60 s
Min. operating temperature (static)	-40 °C
Max. operating temperature (fixed)	80 °C
Operating temperature min. (dynamic)	-5 °C
Operating temperature max. (dynamic)	70 °C
Flame resistance	UL 1581 § 1100 FT2   UL 1581 § 1090   IEC 60332-2-2
chemical resistance	Good, application-related testing
Gasoline resistance	Good, application-related testing
Oil resistance	DIN EN 60811-404   Good, application-related testing
Bending radius (fixed)	5 x Outer diameter
Bending radius (dynamic)	10 x Outer diameter
No. of bending cycles (C-track)	1 Mio. @ 25 °C
No. of torsion cycles	3 Mio. 25 °C
Torsion stress	± 270 °/m