

RJ45 male 0° / RJ45 male 0° shielded

TPE 22AWG SF/UTP CAT5e gn UL/CSA. ITC/PLTC 70m

Ethernet CAT5

Male straight – male straight

RJ45 – RJ45, 4-pole

shielded

without cable sleeves

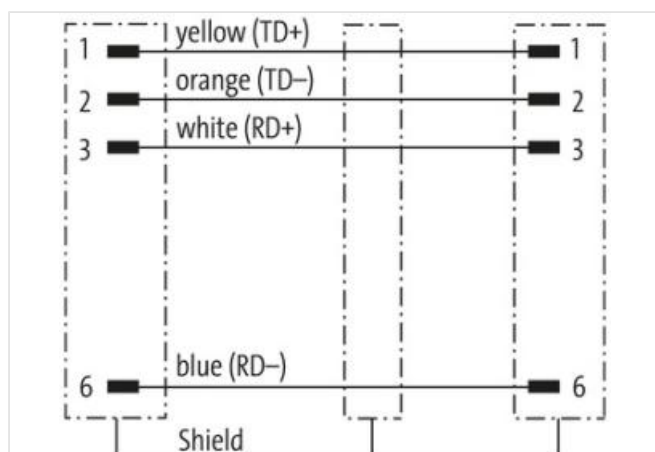
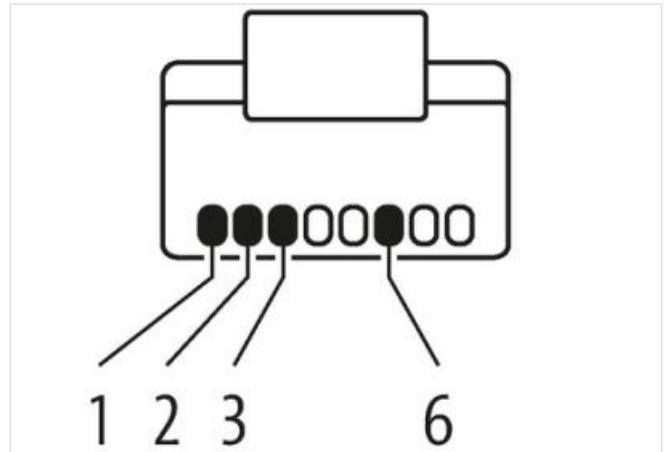

Protection cap

Transmission properties with channel transmission up to 100 m

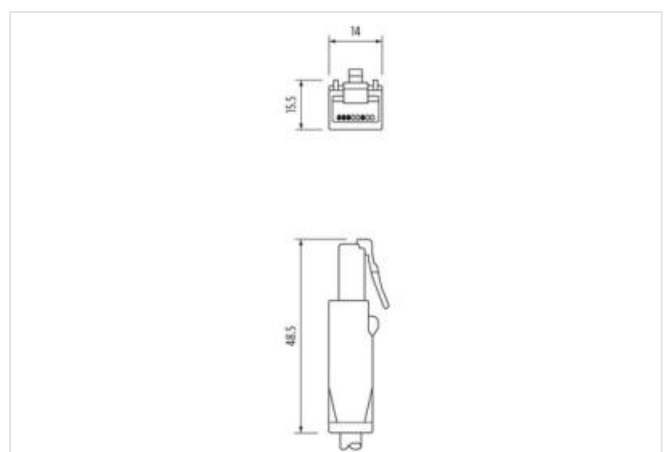
Further cable lengths on request.

Plastic housings with good resistance against chemicals and oils.

The resistance to aggressive media should be individually tested for your application. Further details on request.

[Link to Product](#)**Illustration**

Product may differ from Image



Cable length 70 m

Side 1

Mounting method inserted
 Family construction form RJ45
 No. of poles 4

Side 2

Family construction form RJ45
 No. of poles 4

Commercial data

ECLASS-6.0 27061801
 ECLASS-6.1 27060307
 ECLASS-7.0 27060307
 ECLASS-8.0 27060307
 ECLASS-9.0 27060307
 ECLASS-10.1 27060307
 ECLASS-11.1 27060307
 ECLASS-12.0 27060307
 ETIM-5.0 EC002599
 customs tariff number 85444210
 GTIN 4048879818018
 Packaging unit 1

Electrical data | Supply

Operating voltage DC max. 60 V
 Current operating per contact max. 1,5 A

Industrial communication

Transfer parameters CAT5, Class D (ISO/IEC 11801:2002), (EN 50173-1)
 Data transmission rate max. 100 MBit/s

Industrial communication | Ethernet functionality

duplex Full duplex

Diagnostics

Status indication LED no

Device protection | Electrical

Degree of protection (EN IEC 60529) IP20
 Additional condition protection degree inserted, screwed
 Pollution Degree 3
 Rated surge voltage 1 kV
 Material group (IEC 60664-1) I

Mechanical data

Contour for corrugated hose without

Mechanical data | Material data

Material housing PUR
 Locking material PA

Mechanical data | Mounting data

Looking techniques Snap-in connector

Environmental characteristics | Climatic

Operating temperature min. -25 °C
 Operating temperature max. 85 °C
 Additional condition temperature range depending on cable quality

Important installation notes

Note on strain relief Protect the connectors by suitable measures from mechanical loads, e.g. by the usage of cable ties.

Note on bending radius **Attention:** Observe the permissible bending radii when laying cables, as the IP protection class can be endangered by excessive bending forces.

Installation Cable	
Cable identification	S7V
Jacket Color	green
Type of Certificate	cURus
Amount stranding	2
Stranding	2 wires twisted
Amount stranding (type 2)	1
Stranding (type 2)	2 Stranded joints twisted
Cable shielding (type)	copper braid, tinned
Cable shielding (coverage)	75 %
Banding	Foil
wire arrangement	(white, blue), (orange, yellow)
Cable weight	74,8 g/m
Material jacket	TPE
Freedom from ingredients (jacket)	lead-free, CFC-free, halogen-free
Outer-diameter (jacket)	7,87 mm
Tolerance outer diameter (sheath)	± 5 %
Material wire insulation	HDPE
Amount wires	4
Outer diameter insulation	1,47 mm
Outer diameter tolerance core insulation	± 5 %
Ingredient freeness wire insulation	lead-free, CFC-free, halogen-free
Amount strands (wire)	19
Diameter of single wires	22 AWG
Conductor crosssection (wire)	22 AWG
Material conductor wire	copper stranded wire, tinned
Nominal voltage AC max.	600 V
Min. operating temperature (static)	-40 °C
Max. operating temperature (fixed)	80 °C
UV resistance	DIN EN ISO 4892-2 A
Flame resistance	IEC 60332-2-2 UL 1581 § 1100 FT2 UL 1581 § 1090
chemical resistance	Good, application-related testing
Gasoline resistance	Good, application-related testing
Oil resistance	Good, application-related testing DIN EN 60811-404
Bending radius (fixed)	8 x Outer diameter
Travel speed (C-track)	35 Mio. @ 25 °C
No. of torsion cycles	5 Mio. 25 °C
Torsion stress	± 180 °/m