

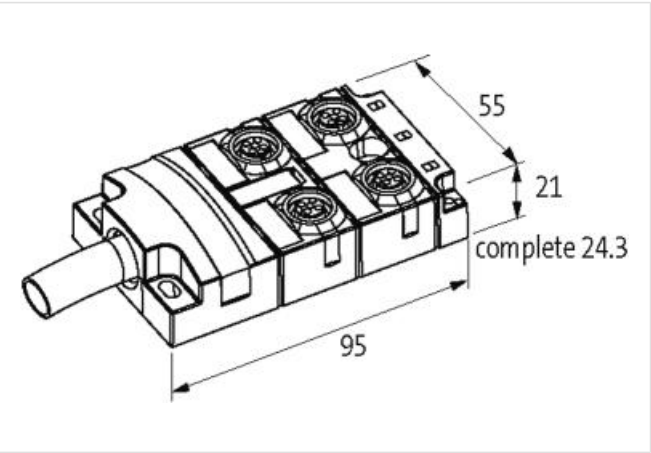
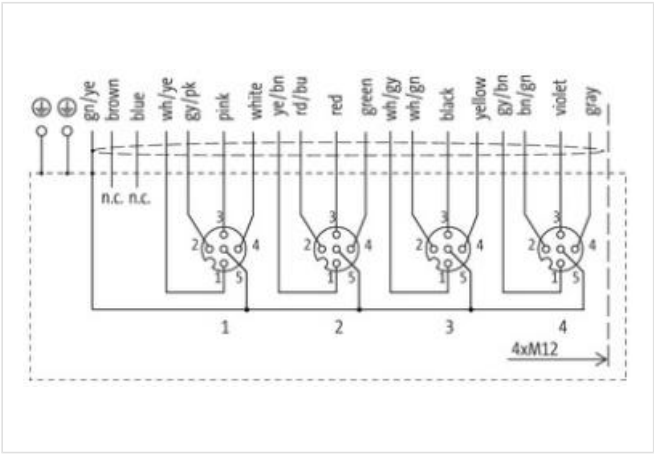
MVP12-METALL, 4XM12, 5-POLE, PRE-WIRED CABLE

10.0m PUR 16x0,34+3X0.75

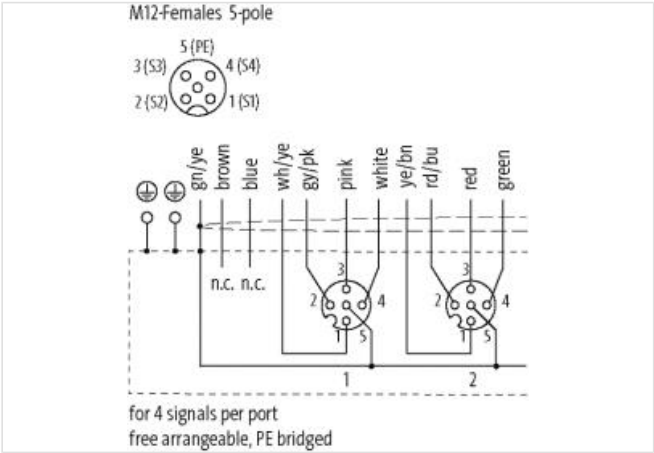
4-way UNIVERSAL, shielded
10.0 m
5-pole, with LED
Replaces identical product (Art.No. 27463)
Further cable lengths on request.

Link to Product

Illustration



Product may differ from Image



Commercial data	
ECLASS-6.0	27279219
ECLASS-6.1	27279219
ECLASS-7.0	27279219
ECLASS-8.0	27279219
ECLASS-9.0	27440108

ECLASS-10.1	27440108
ECLASS-11.1	27440108
ECLASS-12.0	27440108
ETIM-5.0	EC002585
customs tariff number	85444290
GTIN	4048879350570
Packaging unit	1

Electrical data | Supply

Operating voltage AC max.	42 V
Operating voltage DC max.	42 V
Current operating per contact max.	4 A

Installation | Connection

Mounting set	M12 x 1
--------------	---------

Device protection | Electrical

Degree of protection (EN IEC 60529)	IP65, IP67, IP68
-------------------------------------	------------------

Mechanical data | Material data

Coating housing	Nickel
Material housing	Zinc die-casting

Mechanical data | Mounting data

Mounting method	Schraubgewinde
-----------------	----------------

Environmental characteristics | Climatic

Operating temperature min.	-25 °C
Operating temperature max.	90 °C
Additional condition temperature range	depending on cable quality

Installation | Cable

Cable identification	401
Jacket Color	gray
Type of Certificate	cURus
Amount stranding	1
Stranding	3 wires twisted
Stranding factor min.	80 mm
Stranding factor max.	80 mm
Amount stranding (type 2)	1
Stranding (type 2)	16 wires around Stranding combination counter-rotating twisted
Stranding factor min. (type 2)	120 mm
Stranding factor max. (type 2)	120 mm
Cable shielding (type)	copper braid, tinned
Cable shielding (coverage)	80 %
Banding	Fleece
wire arrangement	(gray-pink, violet, brown-gray, black, gray-white, red, brown-yellow, pink, yellow-white, gray, brown-green, yellow, green-white, green, red-blue, white), brown, blue, green-yellow
Cable weight	237,6 g/m
Material jacket	PUR
Shore hardness jacket	94 ± 5 Shore A
Freedom from ingredients (jacket)	lead-free, cadmium-free, CFC-free, halogen-free, silicone-free, LABS-free
Outer-diameter (jacket)	11,7 mm
Tolerance outer diameter (sheath)	± 5 %
Material wire insulation	PP
Amount wires	3
Outer diameter insulation	2,6 mm
Outer diameter tolerance core insulation	± 5 %
Shore hardness wire insulation	55 ± 5 Shore D

Ingredient freeness wire insulation	lead-free, cadmium-free, CFC-free, halogen-free, silicone-free
Traversing distance (C-track)	1,8 m @ 25 °C horizontal
Amount strands (wire)	96
Diameter of single wires	0,1 mm
Conductor crosssection (wire)	0,75 mm ²
Material conductor wire	Stranded copper wire, bare
Conductor type (wire)	strand class 6
Material wire insulation (Data)	PP
Outer diameter wire insulation (Data)	1,3 mm
Tolerance outer diameter wire insulation (data)	± 5 %
Shore hardness wire insulation (Data)	55 ± 5 Shore D
Ingredient freeness wire insulation (Data)	lead-free, cadmium-free, CFC-free, halogen-free, silicone-free
Amount wires (Data)	16
Amount strands wire (Data)	42
Diameter of single wires (Data)	0,1 mm
Conductor crosssection wire (Data)	0,34 mm ²
Material conductor wire (Data)	Stranded copper wire, bare
Wire conductor type (Data)	strand class 6
Max. rated voltage (conductor - conductor)	300 V
Max. rated voltage (conductor - ground)	300 V
Current load capacity (standard)	to DIN VDE 0298-4
Current load capacity min. wire	12 A
Current load capacity min. Wire (Data)	4 A
Electrical resistance line constant wire	26 Ω/km @ 20 °C
Electrical resistance coating wire (Data)	53 Ω/km @ 20 °C
AC withstand voltage (wire - wire)	2 kV @ 60 s
Power frequency withstand voltage (wire - jacket)	2 kV @ 60 s
AC withstand voltage (wire - shield)	2 kV @ 60 s
Min. operating temperature (static)	-40 °C
Max. operating temperature (fixed)	90 °C
Operating temperature min. (dynamic)	-40 °C
Operating temperature max. (dynamic)	90 °C
Flame resistance	UL 1581 § 1090 UL 1581 § 1100 FT2 IEC 60332-2-2
chemical resistance	Good, application-related testing
Gasoline resistance	Good, application-related testing
Oil resistance	DIN EN 60811-404 Good, application-related testing
Bending radius (installation)	x Outer diameter
Bending radius (fixed)	10 x Outer diameter
Bending radius (dynamic)	12 x Outer diameter
Travel speed (C-track)	5 Mio. @ 25 °C

Connection type 2

Family construction form	free cable end
No. of poles	19
Family construction form	M12
Gender	female
Color contact carrier	black
Coding	A
No. of poles	5
PIN 1	S 1
PIN 2	S 2
PIN 3	S 3
PIN 4	S 4
PIN 5	PE

