

MVP12 Steel F&B, 8XM12, 5POLE, PRE-WIRED CABLE

25.0m TPE-V 16x0.5+3x1.0

5-pole

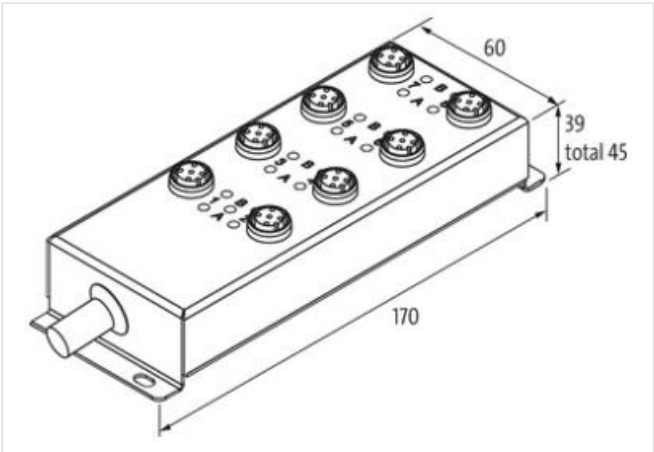
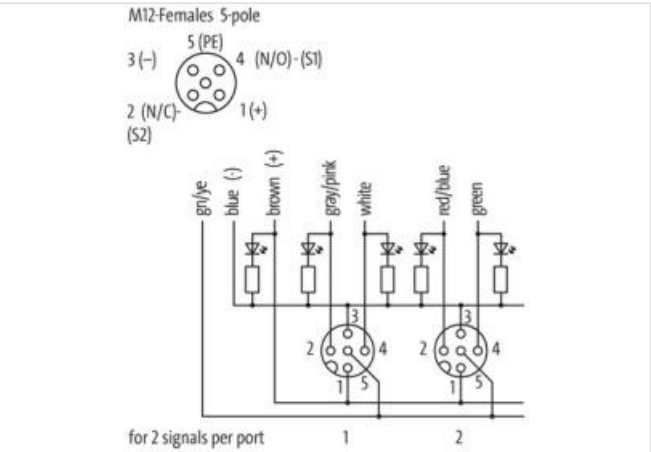
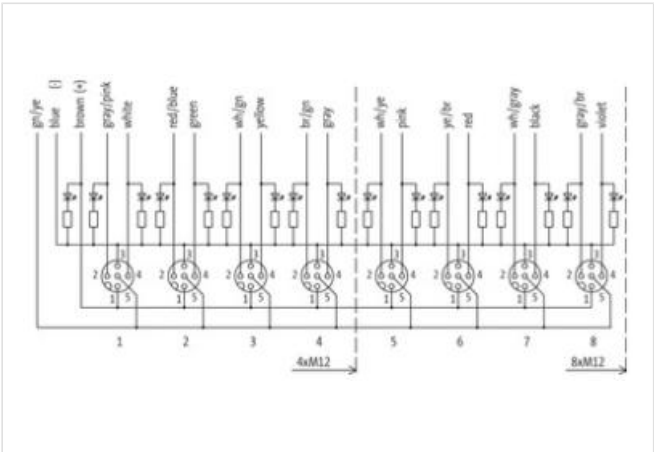
15.0 m

Further cable lengths on request.

The resistance to aggressive media should be individually tested for your application. Further details on request.

Link to Product

Illustration



Product may differ from Image



Commercial data	
ECLASS-6.0	27143423
ECLASS-6.1	27279219
ECLASS-7.0	27279219
ECLASS-8.0	27279219
ECLASS-9.0	27440108
ECLASS-10.1	27440108

ECLASS-11.1	27440108
ECLASS-12.0	27440108
ETIM-5.0	EC002585
customs tariff number	85444290
GTIN	4048879554183
Packaging unit	1
Electrical data Supply	
Operating voltage DC	24 V
Current operating per contact max.	4 A
Installation Connection	
Mounting set	M12 x 1
Device protection Electrical	
Degree of protection (EN IEC 60529)	IP65, IP67, IP68
Degree of protection (ISO 20653:2013)	IP69K
Additional condition protection degree	inserted, screwed
Mechanical data Material data	
Material housing	Stainless steel 1.4404 (V4A)
Mechanical data Mounting data	
Mounting method	Schraubgewinde
Environmental characteristics Climatic	
Operating temperature min.	-30 °C
Operating temperature max.	80 °C
Additional condition temperature range	depending on cable quality
Installation Cable	
Cable identification	453
Jacket Color	gray
Type of Certificate	cURus
Amount stranding	1
Stranding	7 wires around Core filler twisted
Amount stranding (type 2)	1
Stranding (type 2)	12 wires counter-rotating twisted
Filler	yes
wire arrangement	gray-pink, brown-green, yellow, green-white, green, red-blue, white, (brown-gray, black, gray-white, red, brown-yellow, pink, yellow-white, gray, blue, brown, green-yellow, violet)
Cable weight	199,1 g/m
Material jacket	TPE-V
Shore hardness jacket	80 ± 5 Shore A
Freedom from ingredients (jacket)	lead-free, cadmium-free, CFC-free, halogen-free, silicone-free
Outer-diameter (jacket)	11,6 mm
Tolerance outer diameter (sheath)	± 5 %
Material wire insulation	PP
Amount wires	16
Outer diameter insulation	1,6 mm
Outer diameter tolerance core insulation	± 5 %
Shore hardness wire insulation	65 ± 3 Shore D
Ingredient freeness wire insulation	lead-free, cadmium-free, CFC-free, halogen-free, silicone-free
Traversing distance (C-track)	5 m @ 25 °C
Amount strands (wire)	64
Diameter of single wires	0,1 mm
Conductor crosssection (wire)	0,5 mm ²
Material conductor wire	Stranded copper wire, bare
Conductor type (wire)	strand class 6

The information in this Product-PDF has been compiled with the utmost care.

Liability for the correctness completeness and topicality of the information is restricted to gross negligence. Version: 2024-05-18

Murrelektronik ApS | Alexander Foss Gade 13, 1. | 9000 Aalborg | Fon +45 96 35 06 06 | Fax | shop@murrelektronik.dk | shop.murrelektronik.dk

Material wire insulation (Data)	PP
Outer diameter wire insulation (Data)	2,1 mm
Tolerance outer diameter wire insulation (data)	± 5 %
Shore hardness wire insulation (Data)	65 ± 3 Shore D
Ingredient freeness wire insulation (Data)	lead-free, cadmium-free, CFC-free, halogen-free, silicone-free
Amount wires (Data)	3
Amount strands wire (Data)	128
Diameter of single wires (Data)	0,1 mm
Conductor crosssection wire (Data)	1 mm ²
Material conductor wire (Data)	Stranded copper wire, bare
Wire conductor type (Data)	strand class 6
Nominal voltage AC max.	300 V
Current load capacity (standard)	to DIN VDE 0298-4
Current load capacity min. wire	5,9 A
Current load capacity min. Wire (Data)	15 A
Electrical resistance line constant wire	39 Ω/km @ 20 °C
Electrical resistance coating wire (Data)	20 Ω/km @ 20 °C
AC withstand voltage (wire - wire)	2 kV @ 60 s
Power frequency withstand voltage (wire - jacket)	2 kV @ 60 s
Min. operating temperature (static)	-40 °C
Max. operating temperature (fixed)	90 °C
Operating temperature min. (dynamic)	-20 °C
Operating temperature max. (dynamic)	90 °C
Flame resistance	UL 1581 § 1100 FT2 UL 1581 § 1090 IEC 60332-2-2
chemical resistance	Good, application-related testing
Gasoline resistance	Good, application-related testing
Oil resistance	Good, application-related testing DIN EN 60811-404
Bending radius (installation)	x Outer diameter
Bending radius (fixed)	5 x Outer diameter
Bending radius (dynamic)	10 x Outer diameter
Travel speed (C-track)	5 Mio. @ 25 °C

Connection type 2

Family construction form	free cable end
Color contact carrier	gray
No. of poles	19
Family construction form	M12
Gender	female
Color contact carrier	black
Coding	A
No. of poles	5
PIN 1	+
PIN 2	NC S 2
PIN 3	-
PIN 4	NO S 1
PIN 5	PE